




## Overview of programmes

Programme/type of laundry/information	Settings
<b>Name of programme</b> Brief explanation of the programme and the items for which it is suitable.	Max. load; temperature Max. Spin speed (- -- = Rinse Stop, 0 = no spin cycle, draining only) Additional programme settings
<b>Cotton</b> Hard-wearing items and heat-resistant items made of cotton or linen * The <b>Speed</b> (≡🕒) setting is suitable as a short programme for small loads of lightly soiled laundry.	Max. 8 kg/4* kg; 20, 40, 60, 90 °C Max. 1400 rpm Speed/Eco (≡🕒🌀)
<b>Cotton</b>  Hard-wearing items and heat-resistant items made of cotton or linen; energy-optimised washing that works by reducing the temperature while achieving a comparable washing result to the <b>Cotton</b> programme. <b>Note:</b> . The actual washing temperature may differ from the stated programme temperature for energy-saving reasons; the washing performance corresponds to the selected temperature.	Max. 8 kg; 40, 60 °C Max. 1400 rpm -
<b>Cotton +</b>  Hard-wearing items and heat-resistant items made of cotton or linen; Pour detergent into compartments <b>I</b> and <b>II</b> .	Max. 8 kg; 40 °C Max. 1400 rpm Speed/Eco (≡🕒🌀)
<b>Rinse</b> Extra rinse with configurable spin speed	-; - Max. 1400 rpm -
<b>Spin / Drain</b> Extra spin with configurable spin speed. If only draining is required, set the spin speed to 0. <b>Note:</b> . The "Ready in" time display is only updated once the programme has started.	-; - Max. 1400 rpm -
<b>Easy-Care</b> Items made of synthetic materials or blended fabrics	Max. 4 kg; 30, 40 °C Max. 1200 rpm Speed/Eco (≡🕒🌀)
* Reduced load with the <b>Speed</b> (≡🕒) setting	

Programme/type of laundry/information	Settings
<p> <b>Wool</b></p> <p>Hand- or machine-washable items that are made of wool or contain wool;</p> <p>particularly gentle wash programme to prevent laundry from shrinking, with longer pauses in the programme (during which the items rest in the water)</p> <p><b>Notes</b></p> <ul style="list-style-type: none"> <li>■ Wool is of animal origin, e.g. angora, alpaca, llama, sheep.</li> <li>■ Use a detergent that is suitable for machine-washing wool.</li> </ul>	<p>Max. 2 kg; 30 °C</p> <p>Max. 800 rpm</p> <p>-</p>
<p><b>Delicates / Silk</b></p> <p>For delicate, washable items, e.g. made of silk, satin, synthetic or blended fabrics (e.g. silk blouses, silk scarves)</p> <p><b>Note:</b> Use a detergent that is suitable for machine-washing delicate fabrics or silk.</p>	<p>Max. 2 kg; 30 °C</p> <p>Max. 800 rpm</p> <p>Speed/Eco (≡🕒🌀)</p>
<p><b>Mixed Load</b></p> <p>Mixed load of cottons and synthetic fabrics</p>	<p>Max. 4 kg; 40 °C</p> <p>Max. 1400 rpm</p> <p>Speed/Eco (≡🕒🌀)</p>
<p><b>SuperQuick 15'/30'</b></p> <p>Extra-short programme lasting approx. 15/30 minutes, suitable for small items of lightly soiled laundry</p> <p><b>Note:</b> . Setting <b>Speed</b> (≡🕒) runs the <b>SuperQuick 15'</b> programme.</p>	<p>Max. 2/3.5 kg; 30 °C</p> <p>Max. 1200 rpm</p> <p>Speed/Eco (≡🕒🌀)</p>
<p>* Reduced load with the <b>Speed</b> (≡🕒) setting</p>	



## Consumption values table

(approximate values)

Programme	Load	Energy consumption*	Water consumption*	Length of programme*
Cotton 20 °C	8 kg	0,26 kWh	85 l	2 ¾ h
Cotton 40 °C	8 kg	0,99 kWh	85 l	3 ¼ h
Cotton 60 °C	8 kg	1,16 kWh	85 l	2 ¾ h
Cotton <40°C**	3,5 kg	0,44 kWh	37 l	4 ¼ h
Cotton <60°C**	3,5 kg	0,74 kWh	37 l	4 ½ h
Cotton <60°C**	8 kg	0,85 kWh	55 l	4 ½ h
Cotton 90 °C	8 kg	2,01 kWh	95 l	2 ¾ h
Easy-Care 40 °C	4 kg	0,71 kWh	62 l	2 h
Mixed Load 40 °C	4 kg	0,57 kWh	45 l	1 ¼ h
Delicates / Silk 30 °C	2 kg	0,19 kWh	34 l	¾ h
Wool 30 °C	2 kg	0,21 kWh	40 l	¾ h

Programme	Approximate residual moisture***		
	W...	W...	W...
	Max. 1400 rpm	Max. 1200 rpm	Max. 1000 rpm
Cotton	53%	58%	68%
Easy-Care	40%	40%	40%
Delicates / Silk	30%	30%	30%
Wool	45%	45%	45%

Values determined according to the valid version of EN60456.

\* Observed values may deviate from the indicated values due to influence of water pressure, hardness and inlet temperature, ambient temperature, type, amount and soiling of laundry, detergent used, fluctuations in power supply and selected additional functions.

\*\* Program settings with maximum spin speed for testing and energy labeling in accordance with EU Directive 2010/30/EU with cold water (15°C). The programs are suitable for the cleaning of normally soiled cotton textiles and regarding the combination of energy and water consumption the most effective. The specification of the programme temperature is based on the temperature stated on the care label in the textiles. The actual washing temperature may deviate from the indicated programme temperature for reasons of saving energy. The washing efficiency corresponds to the legal requirements.

\*\*\* The stated residual moisture is based on the maximum spin speed and load of each individual programme.

**en** Supplementary sheet for the installation and operating instructions

**W543BX0GB**

**9001280224 (9811)**

