



COOKING PASSION SINCE 1877

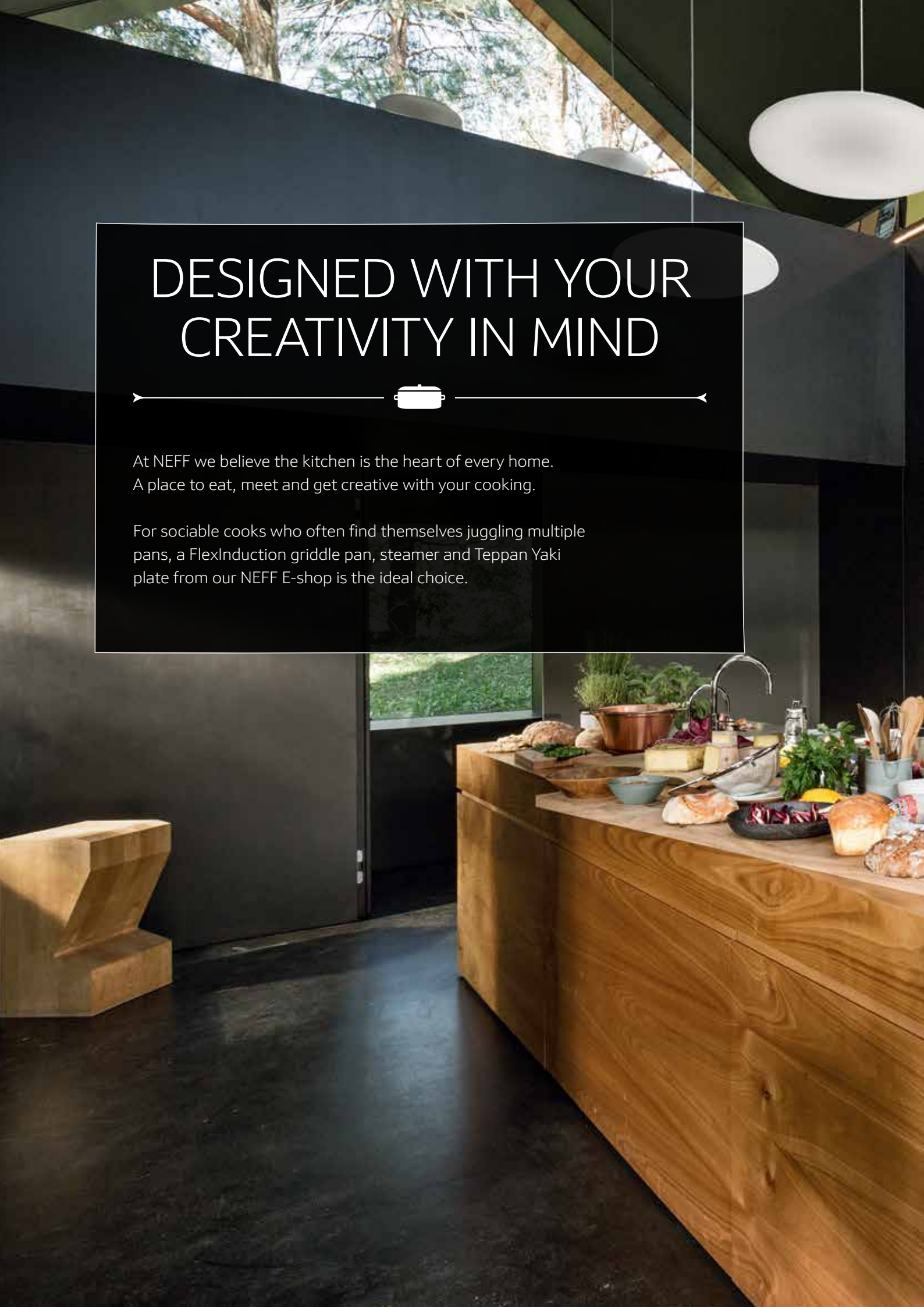
INDUCTION HOB RANGE
WINTER 2017/18

DESIGNED WITH YOUR CREATIVITY IN MIND



At NEFF we believe the kitchen is the heart of every home.
A place to eat, meet and get creative with your cooking.

For sociable cooks who often find themselves juggling multiple
pans, a FlexInduction griddle pan, steamer and Teppan Yaki
plate from our NEFF E-shop is the ideal choice.





FLEX & INDUCTION HOBS




Innovations in flexible cooking

For entertainers, professional cooks or large families, a NEFF FlexInduction hob provides a fantastic solution to demanding cooking requirements. The modern design, with clear print lines, supports a variety of pan sizes while reflecting a minimalistic design trend.



FLEX INDUCTION IS PERFECT FOR
ANY SIZE PAN, ANYWHERE COOKING



FLEX INDUCTION EXPLAINED

By using a different arrangement of induction coils to cover a wider area, entire zones can be activated and pans placed anywhere within that zone will receive instant, even heat transference. This will put an end to juggling hot pans for space on the hob when cooking large dinners or multiple meals.

FlexInduction uses the same basic technology as standard NEFF induction hobs, which means these models also benefit from significantly lower surface temperatures. Because the entire space can be used efficiently, pans can be placed towards the rear of the zones, lessening the likelihood of accidents due to protruding handles. This makes FlexInduction one of the safer options for families with toddlers or young children.

Full Touch Control

Innovative FullTouchControl operation revolutionises convenience within our premium hob range. The control panel sets new standards with fast navigation and simple, precise operation by touching or swiping the control screen. The large high-resolution colour TFT display guides you easily through the menu, and its high contrast screen makes for excellent legibility.





TWISTPAD® FIRE – INTUITIVE HOB CONTROL

With intuitive TwistPad® Fire control, simply point and twist the stylish illuminating control to activate your cooking zones.

FRYDAY SENSOR

Cook that perfect steak every time with temperature sensors inside the hob that continuously measure the temperature. The clever electronics regulates the pan temperature with high precision.

EXTENDED FLEX INDUCTION-ZONE

Hob cooking has never been so flexible. The extended zones allow you to cook a variety of large roasters and accessories up to 40cm and round pots up to 30cm in length.

VENTING HOB

VENTING HOB – THE 2-IN-1 HOB AND HOOD IS HERE

The Venting hob will give you freedom from conventional wall or island mounted hoods; our new integrated hob and hood allows you to reclaim your space.

INTEGRATED STYLE AND CONVENIENCE

For the first time ever, powerful extraction can be integrated with your NEFF hob. Steam and odours are eliminated at source and there's no need for restrictive wall-mounted hoods.

With a stylish cast-iron grate over the hood, the hood conveniently doubles as a pan rest too – even when it's on.



VENTING HOB




The 2-in-1 hob and hood is here

With freedom from conventional wall or island mounted hoods, our new integrated hob and hood allows you to reclaim your space.

For the first time ever, powerful extraction can be integrated with your NEFF hob. Steam and odours are eliminated at source and there's no need for restrictive wall-mounted hoods. With a stylish cast-iron grate over the hood, the hood conveniently doubles as a pan rest too – even when it's on.

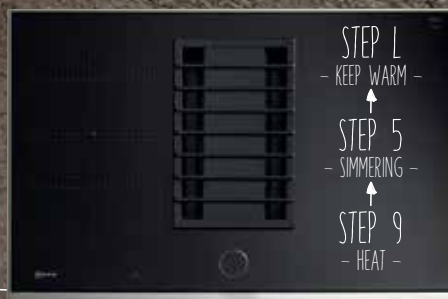
+ DOUBLE FLEX INDUCTION

Move your pots and pans anywhere within the FlexZone. Their size and shape are automatically detected and heat is applied at their exact location.



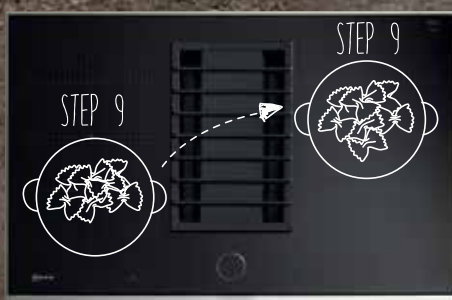
+ POWER MOVE

Divide the hob into three heat zones, each with a different power level so you can easily move a pot between intense heat at the front, simmering in the middle and a low, keep-warm temperature at the back.



+ POWER TRANSFER

Move pots anywhere in the double FlexZone and the setting will automatically move with them. All it takes is a single touch of a button.



TAKE ULTIMATE CONTROL OF YOUR HOB AND HOOD



TWISTPAD® FIRE

Intuitive hob control

With the NEFF intuitive TwistPad® Fire illuminating control, simply point and twist to activate your cooking zones.

Control both the hob and hood settings on your integrated appliance.

T58TS6BN0 80cm FlexInduction Venting Hob

KEY FEATURES

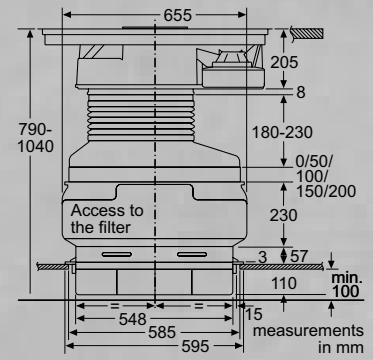


SPECIAL FEATURES

- ⊗ TwistPad® Fire
- ⊗ Climate Control sensor
- ⊗ Efficient BLDC motor
- ⊗ Frying sensor
- ⊗ PowerMove
- ⊗ LED display for each zone
- ⊗ LED timer for each zone with switch-off function and acoustic signal
- ⊗ 2-stage residual heat indicators (H/h)
- ⊗ Automatic pan recognition
- ⊗ 2 flexInduction zones

ADDITIONAL FEATURES

- ⊗ PowerBoost for induction zones
- ⊗ Safety cut-out facility
- ⊗ Control panel lock
- ⊗ Count up timer



T48TD1BN0 80cm Induction Venting Hob

KEY FEATURES

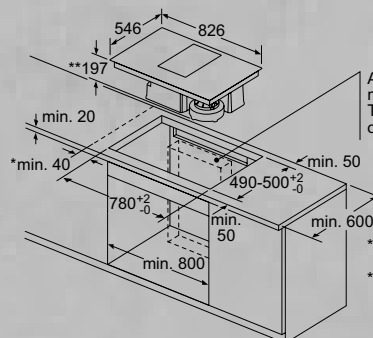
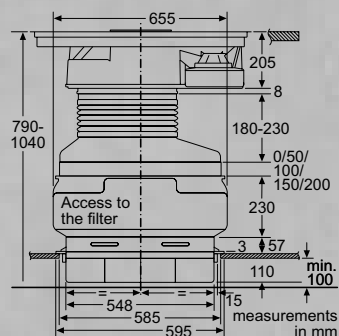



SPECIAL FEATURES

- ⊗ TouchControl
- ⊗ Efficient BLDC motor
- ⊗ LED display for each zone
- ⊗ LED timer for each zone with switch-off function and acoustic signal
- ⊗ 2-stage residual heat indicators (H/h)
- ⊗ Automatic pan recognition
- ⊗ CombiZone

ADDITIONAL FEATURES

- ⊗ PowerBoost for induction zones
- ⊗ Safety cut-out facility
- ⊗ Control panel lock
- ⊗ Count up timer



Area for the circulating-air module or the duct. The exact position depends on the worktop depth.

* Minimum distance from the hob cut-out to the wall
** Recessed depth

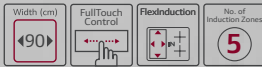
measurements in mm

AVAILABLE
JANUARY
2018

T59TF6RN0 90cm FlexInduction Hob

AVAILABLE
JANUARY
2018

KEY FEATURES

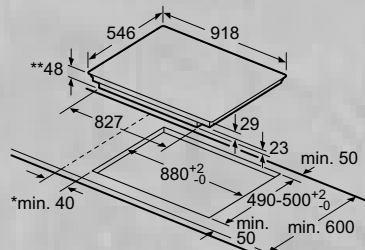



SPECIAL FEATURES

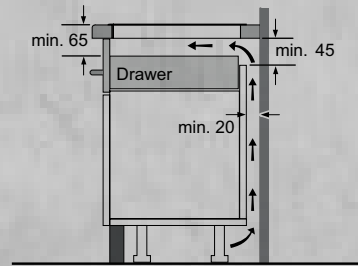
- ⊗ TFT control
- ⊗ FryingSensor
- ⊗ PowerMove
- ⊗ Hob-Hood control
- ⊗ Timer for each zone with switch-off function and acoustic signal
- ⊗ 2-stage residual heat indicators (H/h)
- ⊗ Automatic pan recognition
- ⊗ 3 flexInduction zones

ADDITIONAL FEATURES

- ⊗ Available Autumn 2017
- ⊗ PowerBoost for induction zones
- ⊗ Safety cut-out facility
- ⊗ Control panel lock
- ⊗ Count up timer
- ⊗ Connect to Domino



* Minimum distance from the hob cut-out to the wall
 ** Recessed depth
 *** With fitted oven underneath min. 30, possibly more; see space requirements for the oven
 measurements in mm



Measurements in mm

T68TF6RN0 80cm FlexInduction Hob

AVAILABLE
JANUARY
2018

KEY FEATURES

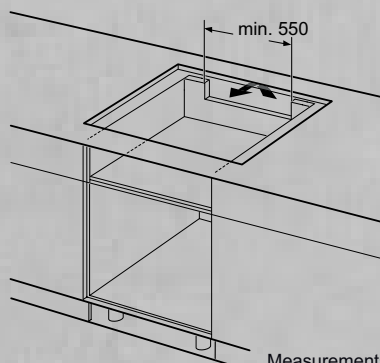




SPECIAL FEATURES

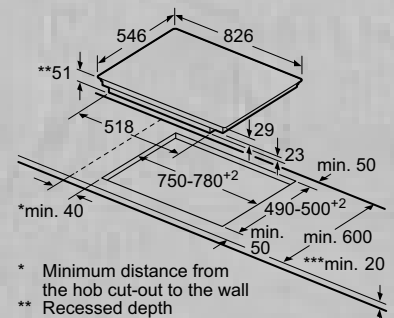
- ⊗ TFT Control
- ⊗ 2 x Extended flexZones
- ⊗ Frying sensor
- ⊗ PowerMove
- ⊗ Hob-Hood control
- ⊗ Timer for each zone with switch off, function and acoustic signal
- ⊗ Automatic pan recognition
- ⊗ 2 flexInduction zones

ADDITIONAL FEATURES

- ⊗ PowerBoost for all induction zones
- ⊗ 2-stage residual heat indicators (H/h)
- ⊗ Safety cut-out facility
- ⊗ Control panel lock
- ⊗ Count up timer
- ⊗ Connect to Domino



Measurements in mm



* Minimum distance from the hob cut-out to the wall
 ** Recessed depth
 *** With fitted oven underneath min. 30, possibly more; see space requirements for the oven
 measurements in mm

T59TS51N0 90cm FlexInduction Hob

KEY FEATURES

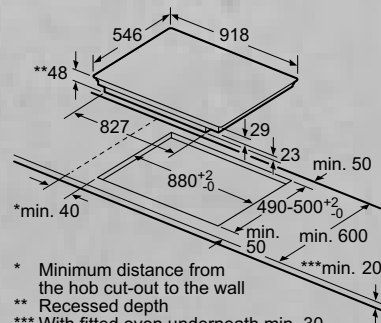


SPECIAL FEATURES

- ⊗ TwistPad® Fire
- ⊗ Central 32cm triple zone
- ⊗ Frying sensor
- ⊗ PowerMove
- ⊗ LED display for each zone
- ⊗ LED timer for each zone with switch off, function and acoustic signal
- ⊗ 2-stage residual heat indicators (H/h)
- ⊗ Automatic pan recognition
- ⊗ 2 flexInduction zones

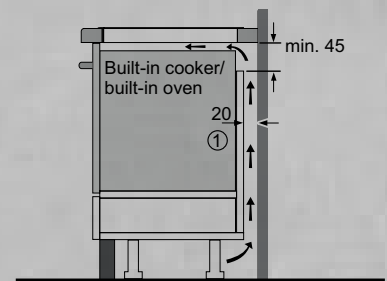
ADDITIONAL FEATURES

- ⊗ PowerBoost for all induction zones
- ⊗ Safety cut-out facility
- ⊗ Control panel lock
- ⊗ Count up timer
- ⊗ Connect to Domino



- * Minimum distance from the hob cut-out to the wall
- ** Recessed depth
- *** With fitted oven underneath min. 30, possibly more; see space requirements for the oven

measurements in mm



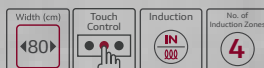
- ① Ventilation gap must be present

All measurements in mm



T58UB10X0 80cm FlexInduction Hob

KEY FEATURES

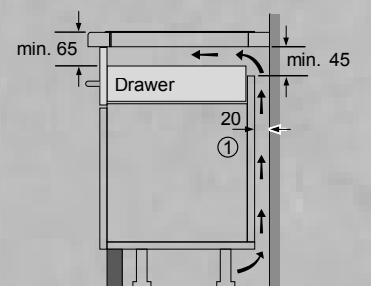
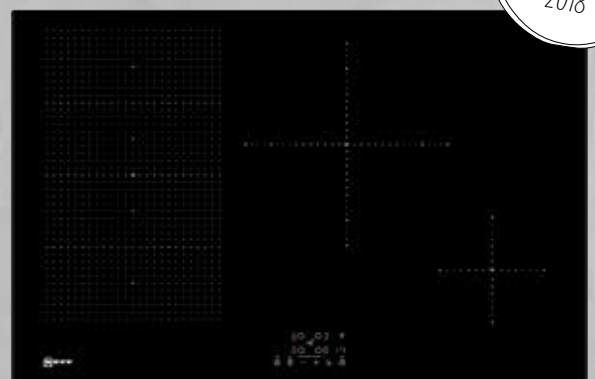


SPECIAL FEATURES

- ⊗ Touch Control
- ⊗ LED display for each zone
- ⊗ LED timer for each zone with switch off, function and acoustic signal
- ⊗ 2-stage residual heat indicators (H/h)
- ⊗ Automatic pan recognition
- ⊗ 1 x FlexInduction zone

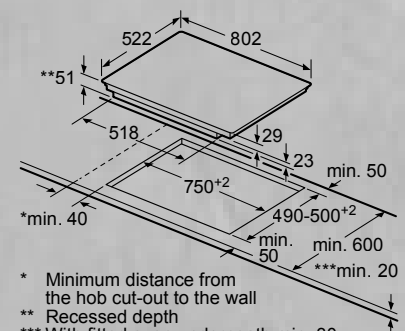
ADDITIONAL FEATURES

- ⊗ Powerboost for all induction zones
- ⊗ Safety cut-out facility
- ⊗ Control panel lock
- ⊗ Count up timer



- ① Ventilation gap must be present.


Measurements in mm



- * Minimum distance from the hob cut-out to the wall
- ** Recessed depth
- *** With fitted oven underneath min. 30, possibly more; see space requirements for the oven

measurements in mm

AVAILABLE
FEBRUARY
2018



T56UB50X0 60cm FlexInduction Hob

AVAILABLE
FEBRUARY
2018

KEY FEATURES

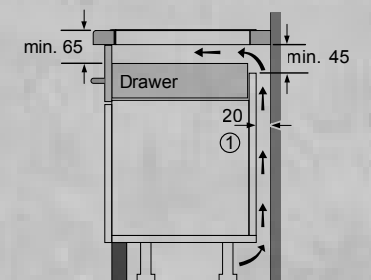



SPECIAL FEATURES

- ☑ Touch Control
- ☑ LED display for each zone
- ☑ LED timer for each zone with switch off, function and acoustic signal
- ☑ 2-stage residual heat indicators (H/h)
- ☑ Automatic pan recognition
- ☑ 1 x FlexInduction zone

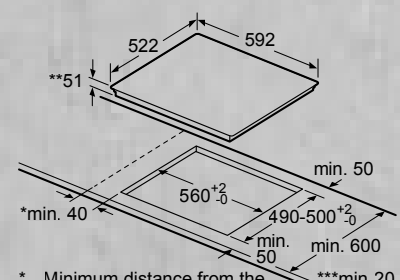
ADDITIONAL FEATURES

- ☑ Powerboost for all induction zones
- ☑ Safety cut-out facility
- ☑ Control panel lock
- ☑ Count up timer



① Ventilation gap must be present.

Measurements in mm



* Minimum distance from the hob cut-out to the wall
 ** Recessed depth
 *** With fitted oven underneath min. 30, possibly more; see space requirements for the oven

measurements in mm

T36FB40X0 60cm Induction Hob

KEY FEATURES

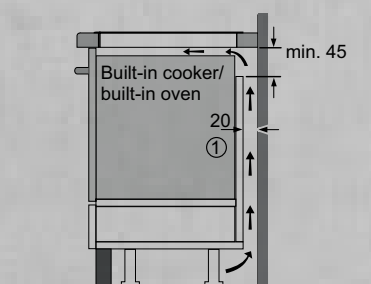
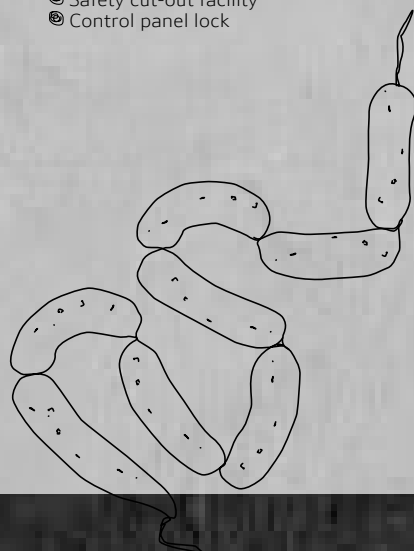


SPECIAL FEATURES

- ☑ Touch control
- ☑ LED display for each zone
- ☑ LED timer for each zone with switch off, function and acoustic signal
- ☑ 2-stage residual heat indicators (H/h)
- ☑ Automatic pan recognition

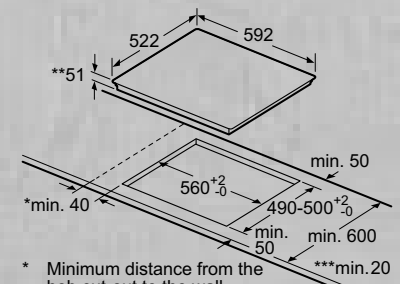
ADDITIONAL FEATURES

- ☑ PowerBoost for all induction zones
- ☑ Safety cut-out facility
- ☑ Control panel lock



① Ventilation gap must be present

All measurements in mm



* Minimum distance from the hob cut-out to the wall
 ** Recessed depth
 *** With fitted oven underneath min. 30, possibly more; see space requirements for the oven

measurements in mm

T36FB41X0G 60cm Induction Hob

KEY FEATURES

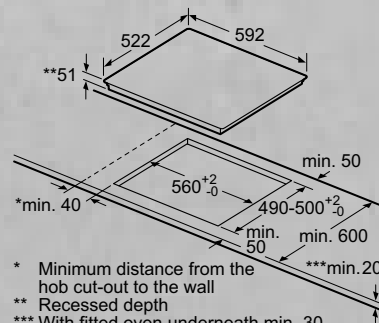
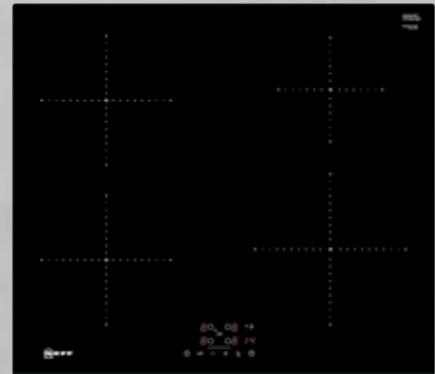


SPECIAL FEATURES

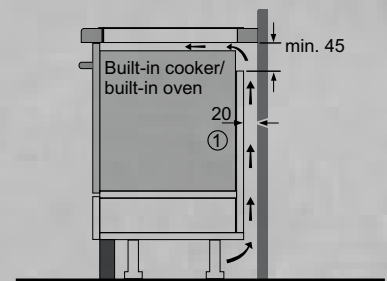
- Ⓢ Touch control
- Ⓢ 13 Amp plug
- Ⓢ LED display for each zone
- Ⓢ LED timer for each zone with switch off, function and acoustic signal
- Ⓢ 2-stage residual heat indicators (H/h)
- Ⓢ Automatic pan recognition

ADDITIONAL FEATURES

- Ⓢ PowerBoost for all induction zones
- Ⓢ Safety cut-out facility
- Ⓢ Control panel lock



- * Minimum distance from the hob cut-out to the wall
 - ** Recessed depth
 - *** With fitted oven underneath min. 30, possibly more; see space requirements for the oven
- measurements in mm



- ① Ventilation gap must be present

All measurements in mm

NOTES



NEW ANGLED
CHIMNEY
HOOD SPRING
2018



MODEL NO.		T59TF6RN0	T68TF6RN0	T59TS51N0	T58UB10X0	T56UB50X0	T36FB40X0
DESIGN							
Width	mm	918mm	826mm	918mm	802mm	592mm	592mm
Control position/type		Front/TFT Control	Front/TFT control	Front/Twistpad® Fire	Front/Touch Control	Front/Touch Control	Front/Touch Control
Style		Premium glass on steel	Premium glass on steel	Premium glass on steel	3 sided bevel	3 sided bevel	Front bevel
KEY FEATURES							
Hob-Hood Control				-	-	-	-
5" Full Touch colour display				-	-	-	-
Dish categories				-	-	-	-
Frying Sensor		5 settings	5 settings	5 settings	-	-	-
Number of flexInduction zones		3	2	2	1	1	-
Extended flexInduction Zone		-	2	-	-	-	-
Number of combiZones		-	-	-	-	-	-
Power Boost							
Pan Boost							-
Power Move		3 stages	3 stages	3 stages	-	-	-
Automatic setting transfer					-	-	-
Energy Consumption Display							-
"Plug&Play" 13A connection		-	-	-	-	-	-
FEATURES							
Number of individual zones		5	4	5	4	4	4
Power levels		17	17	17	17	17	17
Digital display							
Timer with automatic switch off for each zone							
Count up Timer					-	-	-
QuickStart		-	-	-	-	-	
ReStart							
Keep warm function					-	-	-
Wipe protection function					-	-	-
SAFETY FEATURES							
Main on/off switch							
Two stage residual heat indicators							
Safety lock							
Automatic pan recognition							
Timed safety switch off							
PERFORMANCE / TECHNICAL INFORMATION							
Nominal voltage	V	220240	220240	220240	220-240	220-240	220240
Maximum power output	W	11,100	7,400	11,100	7,400	7,400	4,600
Electrical cable length	cm	110	110	110	110	110	110
GB plug		-	-	-	-	-	-
Rear left flexInduction zone	kW/mm	2.20 200x240	2.20 200x230	2.20 200x240	2.20 200x240	2.20 200x240	1.80 180
Rear left zone	kW/mm	-	-	-	-	-	-
Rear right flexInduction zone	kW/mm	2.20 200x240	2.20 200x230	2.20 200x240	-	-	1.40 145
Rear right zone	kW/mm	-	-	-	-	1.40 145x145	-
Rear centre zone	kW/mm	2.60 300x240	-	3.30 300x240	3.30 280x280	-	-
Front centre zone	kW/mm	-	-	-	-	-	-
Front left flexInduction zone	kW/mm	2.20 200x240	2.20 200x230	2.20 200x240	2.20 200x240	2.20 200x240	1.80 180
Front left zone	kW/mm	-	-	-	-	-	-
Front right flexInduction zone	kW/mm	2.20 200x240	2.20 200x230	2.20 200x240	-	-	2.20 210
Front right zone	kW/mm	-	-	-	1.40 145x145	2.20 210x210	-
FlexInduction zone left	kW/mm	3.30 400x240	3.30 400x230	3.30 400x240	-	-	-
FlexInduction zone right	kW/mm	3.30 400x240	3.30 400x230	3.30 400x240	-	-	-
Extended flexInduction rear left	kW/mm	-	3.30 300x300	-	-	-	-
Extended flexInduction rear right	kW/mm	-	3.30 300x300	-	-	-	-
CombiZone left	kW/mm	-	-	-	-	-	-
CombiZone right	kW/mm	-	-	-	-	-	-
Rear left zone – with powerBoost	max. kW	3.70	3.70	3.70	3.70	3.70	3.10
Rear right zone – with powerBoost	max. kW	3.70	3.70	3.70	-	3.70	2.20
Rear centre zone – with powerBoost	max. kW	3.70	-	3.70	3.70	-	-
Front centre zone – with powerBoost	max. kW	-	-	-	-	-	-
Front left zone – with powerBoost	max. kW	3.70	3.70	3.70	3.70	3.70	3.10
Front right zone – with powerBoost	max. kW	3.70	3.70	3.70	2.20	2.20	3.70
OPTIONAL ACCESSORIES							
Set of four pans (3 x pans, 1 x sauté pan)		Z9442X0	Z9442X0	Z9442X0	Z9442X0	Z9442X0	Z9442X0
Rectangular roasting pan with lid (approx. 320x200mm)		Z9410X1	Z9410X1	Z9410X1	Z9410X1	Z9410X1	-
Steamer pan insert of use with HEZ390011 roasting pan		Z9415X1	Z9415X1	Z9415X1	Z9415X1	Z9415X1	-
Teppan Yaki (approx. 300x200mm)		Z9417X2	Z9417X2	Z9417X2	Z9417X2	Z9417X2	-
Teppan Yaki (approx. 400x200mm)		Z9418X0	Z9418X0	Z9418X0	Z9418X0	Z9418X0	-
Griddle plate (approx. 400x200mm)		Z9416X2	Z9416X2	Z9416X2	Z9416X2	Z9416X2	-

T36FB41X0G		MODEL NO.	T58TS6BN0	T48TD1BN0
		DESIGN		
592mm		Width mm	826mm	826mm
Front/Touch Control		Control position/type	Front/TwistPad® Fire	Front/Touch Control
Frameless		Style	Premium Glass on Steel	Premium Glass on Steel
		KEY FEATURES		
-		Integrated downdraft extractor		
-		Fully automatic extraction via air quality sensor		-
-		fryingSensor	5 settings	-
-		Number of FlexInduction zones	2	-
-		Digital display		
		HOB FEATURES		
-		Number of individual zones	4	4
		Flex Induction / Combi Zone Induction	1 / -	- / 1
-		Power levels	17	17
-		Power Boost / Pan Boost	1 / 1	1 / 1
-		Move Mode	3 stages	2 stages
-		Automatic setting transfer		-
		Energy Consumption Display / Timer with automatic switch off for each zone	1 / 1	1 / 1
		Count up Timer		-
4		QuickStart / ReStart	1 / 1	1 / 1
17		Keep warm function / Wipe protection function	1 / 1	- / 1
		Can be combined with other models with Comfort profile		
		HOOD FEATURES		
-		Climate Control sensor		
		Ducted operation using accessory kit	Z8100X0	Z8100X0
		Recirculating operation using accessory kits	Z8200X0	Z8200X0
-		Metal grease filter		
-		Power levels / Intensive setting	9 / 1	9 / 1
		Automatic intensive revert setting	6 minutes	6 minutes
		Automatic after running	6 minutes	6 minutes
		Interval operation		
		Dishwasher safe Cast iron air inlet grid / standing area		
		Dishwasher safe filter cassette with spillage collection	200ml capacity	200ml capacity
		Dishwasher Spillage overflow collector	2L capacity	2L capacity
		Electronic grease filter / cleanAir filter saturation indicators	1 / 1	1 / 1
		SAFETY FEATURES		
220240		Main on/off switch		
3,000		Two stage residual heat indicators / Automatic pan recognition	1 / 1	1 / 1
110		Timed safety switch off / Safety lock	1 / 1	1 / 1
		PERFORMANCE/TECHNICAL INFORMATION – HOB		
-	-	Nominal voltage (V)	220-240	220-240
1.80	180	Maximum power output (W)	7,400	7,400
-	-	Electrical cable length (cm)	120	120
1.40	145	Rear left Induction zone - power (kW) / dimensions (mm)	2.20 200x240	2.20 210x210
-	-	Rear right Induction zone - power (kW) / dimensions (mm)	2.20 200x240	1.40 145x145
-	-	Front left Induction zone - power (kW) / dimensions (mm)	2.20 200x240	2.20 210x210
1.80	180	Front right Induction zone - power (kW) / dimensions (mm)	2.20 200x240	1.80 180x180
-	-	FlexInduction/Combizone Zone left - power (kW) / dimensions (mm)	3.30 400x240	3.60 439x210
2.20	210	FlexInduction/Combizone Zone right - power (kW) / dimensions (mm)	3.30 400x240	-
-	-	Rear left zone - with powerBoost (max. kW)	3.70	3.70
-	-	Rear right zone - with powerBoost (max. kW)	3.70	2.20
-	-	Front left zone - with powerBoost (max. kW)	3.70	3.70
-	-	Front right zone - with powerBoost (max. kW)	3.70	3.10
		PERFORMANCE/TECHNICAL INFORMATION – EXTRACTOR		
-	-	Extractor energy efficiency rating	A	A
		Extraction Rate in m³/h^{1,2}		
3.10		Ducted/Recirculating power level Minimum	350 / 300	350 / 300
2.20		Ducted/Recirculating power level Maximum	530 / 480	530 / 480
-		Ducted/Recirculating power level Intensive	690 / 600	690 / 600
		Max noise level (sound pressure) based on dB(A) re 20 µPa^{1,3}		
3.10		Ducted/Recirculating power level Minimum	46 / 42	46 / 42
3.70		Ducted/Recirculating power level Maximum	54 / 55	54 / 55
		Ducted/Recirculating power level Intensive	63 / -	63 / -
		Noise level (sound power) based on dB(A) re 1 pW^{1,4}		
		Ducted/Recirculating power level Minimum	58 / 54	58 / 54
		Ducted/Recirculating power level Maximum	66 / 67	66 / 67
		Ducted/Recirculating power level Intensive	75 / 75	75 / 75
		Motor power W	170	170
		OPTIONAL ACCESSORIES		
		Set of four pans (3 x pans, 1 x saute pan)	Z9442X0	Z9442X0
		Rectangular roasting pan with lid 9approx. 320x200mm)	Z9410X1	Z9410X1
-		Steamer pan insert of use with Z9410X1 roasting pan	Z9415X1	Z9415X1
		Teppan Yaki (approx. 400x200mm)	Z9418X0	Z9418X0
		Griddle plate (approx. 400x200mm)	Z9416X2	Z9416X2



COOKING PASSION SINCE 1877



COLOUR ILLUSTRATIONS

Due to variables in photographic and printing processes, all colours in this brochure are subject to deviation from the appliance actually illustrated.

IMPORTANT NOTES

This brochure is current as from the publication date and supersedes all previous brochures for these products. This brochure should not be regarded as an infallible guide nor as an offer for sale of any particular product. Whilst BSH Home Appliances Ltd believes that all information contained within this brochure is correct at the time of going to print, no representation or warranty, express or implied, is or will be made and no responsibility or liability is or will be accepted by BSH Home Appliances Ltd in relation to the accuracy or completeness of this information and any liability is expressly disclaimed. To the extent permitted by law, BSH Home Appliances Ltd expressly excludes: i) all conditions, warranties and other terms which might otherwise be implied by statute, common law or the law of equity and ii) any liability for any direct, indirect or consequential loss or damage (including, without limitation, damages for loss of business or loss of profits) arising in contract, tort or otherwise from the use of or reliance on any information contained within this brochure or from any action or decision taken as a result of such use or reliance. BSH Home Appliances Ltd reserves the right to modify technical data and all other information contained within this brochure without notice. All rights reserved. Due to variables in the reproduction process, colours of actual products may vary slightly from those depicted. We recommend a visit to a NEFF dealer to confirm that specifications and colours are to your satisfaction.

All photography and copy in this brochure are the property of, or under licence to, NEFF and must not be used without prior permission. Please contact the NEFF Marketing Department for assistance.

Slide&Hide®, VarioSteam®, CircoTherm®, NeffLight®, FreshSafe®, EasyClean®, VarioFlexPro®, TwistPad®, EcoClean® and NeffSparkle® are trade marks of BSH Home Appliances Limited.

For product specifications please go to www.neff.co.uk or ask your local retailer.

NEFF Dealers are not agents of NEFF and therefore have no authority to bind NEFF by any express or implied undertaking or representation.

NEFF Customer Service
Grand Union House
Old Wolverton Road
Milton Keynes
Buckinghamshire
MK12 5ZR

BSH Home Appliances Ltd.
M50 business Park
Ballymount
Dublin 12
T 1890 626 041
www.neff.ie

NEFF, a division of
BSH Home Appliances Ltd.
Grand Union House
Old Wolverton Road
Wolverton
Milton Keynes
MK12 5PT
www.neff-home.com/uk/