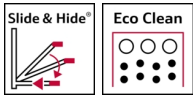


N 90, Built-in oven with steam function, 60 x 60 cm, Flex Design B69FY5CY0A



Flex Design Slide & Hide® Oven with Full Steam and Flex Control. Changeable design elements available in four different colours and Premium 6,8" Full Touch TFT Display. Easy to handle door that gently disappears under the oven and closes smoothly. Multipoint Meatprobe with forecast function. Intensive Steam 120 °C. Home Connect - control your oven via the App.

- ✓ Premium 6.8" Full Touch TFT Display - Easy to use and intuitive interface for maximum comfort.
- ✓ Full Steam at up to 120°C - Healthy steaming keeps your favourite dishes full of flavour and nutrients.
- ✓ Slide & Hide® - An easy to handle door that disappears under the oven for unrestricted access.
- ✓ Circo Therm - our smart hot-air solution for simultaneous baking and roasting on up to four levels
- ✓ Eco Clean with Easy Clean - the duo that makes oven cleaning easier

Features

Technical Data

Built-in / Free-standing : Built-in
 Door opening : Drop down
 Cleaning : EcoClean program
 Control Panel Material : Glass
 Door Material : Glass
 Dimensions (HxWxD) : 595x596x548 mm
 Dimensions of the packed product (HxWxD) : 675x660x690 mm
 Required niche size for installation (HxWxD) : 585-595 x 560-568 x 550 mm
 Cavity dimensions : 355 x 480 x 415 mm
 Usable volume of cavity : 71 l
 Number of interior lights : 1
 Net weight : 41.0 kg
 Gross weight : 43.9 kg
 EAN code : 4242004266358
 Connection Rating : 3600 W
 Fuse protection : 16 A
 Voltage : 220-240 V
 Frequency : 50; 60 Hz
 Length electrical supply cord : 120 cm



Optional accessories

Z11SZ00X1 : SC FlexDesign mounting kit , Z12CM10A0 : Moussaka pan, anthracite enamelled , Z1365WX0 : Wireless food thermometer , Z13CV06S0 : Decor strip , Z1608DX0 : Full ext rails, level independent, steam , Z1655CA0 : Air Fry & Grill tray , Z9060AY0 : (SC)FlexDesign AG 60 Oven 60 , Z9060BY0 : (SC)FlexDesign BB 60 Oven 60 , Z9060DY0 : (SC)FlexDesign DB 60 Oven 60 , Z9060MY0 : (SC)FlexDesign MS 60 Oven 60 , Z9075AY0 : SC FlexDesign AG 75 WD 14 + 60 , Z9075BY0 : SC FlexDesign BB 75 WD 14 + 60 , Z9075DY0 : SC FlexDesign DB 75 WD 14 + 60 , Z9075MY0 : SC FlexDesign MS 75 WD 14 + 60 , Z9098AY0 : SC FlexDesign AG 98 60 + MW 38 , Z9098BY0 : SC FlexDesign BB 98 60 + MW 38 , Z9098DY0 : SC FlexDesign DB 98 60 + MW 38 , Z9098MY0 : SC FlexDesign MS 98 60 + MW 38 , Z9105AY0 : SC FlexDesign AG 105 60 + 45 , Z9105BY0 : SC FlexDesign BB 105 60 + 45 , Z9105DY0 : SC FlexDesign DB 105 60 + 45 , Z9105MY0 : SC FlexDesign MS 105 60 + 45 , Z912AAY0 : SC FlexDesign AG 120 WD14 + 60 + 45 , Z912ABY0 : SC FlexDesign BB 120 WD14 + 60 + 45 , Z912ADY0 : SC FlexDesign DB 120 WD14 + 60 + 45 , Z912AMY0 : SC FlexDesign MS 120 WD14 + 60 + 45 , Z912BAY0 : SC FlexDesign AG 120 60+60 , Z912BBY0 : SC FlexDesign BB 120 60+60 , Z912BDY0 : SC FlexDesign DB 120 60+60 , Z912BMY0 : SC FlexDesign MS 120 60+60 , Z9801TWAY0 : Twist Pad Flex, Anthracite Grey , Z9801TWBY0 : Twist Pad Flex, Brushed Bronze , Z9801TWDY0 : Twist Pad Flex, Deep Black , Z9801TWMY0 : Twist Pad Flex, Metallic Silver , Z990AAY0 : SC FlexDesign AG 90 WD 29 + 60 , Z990ABY0 : SC FlexDesign BB 90 WD 29 + 60 , Z990ADY0 : SC FlexDesign DB 90 WD 29 + 60 , Z990AMY0 : SC FlexDesign MS 90 WD 29 + 60

N 90, Built-in oven with steam function, 60 x 60 cm, Flex Design

B69FY5CY0A

Features

Heating Functions

- Combi-steam oven with 24 heating methods: CircoTherm®, Top/bottom heating, Circo-roasting, Full surface grill, Centre area grill, Pizza Setting, Bread Baking, Bottom heating, Low temperature cooking, Plate warming, Keep warm, CircoTherm® gentle, Top/bottom heating gentle, Air fry, FullSteam, Reheating, Dough Proving, Defrost setting, Sous-vide cooking, Circo-roasting + steam, Bread Baking + steam, keep warm + steam, CircoTherm® + steam, Top/bottom heat + steam
- Heating methods only via Home Connect App: let rest, preheating
- Temperature range 30 °C - 250 °C.
- Full Steam at up to 120 °C
- Cavity volume: 71 net usable litres
- Cavity: smooth

Racks and Rails

- Number of shelf levels: 4
- 1 set of level independent telescopic rails (Clip-on rail), full extension, safety stop function

Design

- Flex Design (available in four colours)
- ShiftControl
- Cavity inner surface: enamel

Cleaning

- Eco Clean: coating of ceiling, back panel, side liners
- EasyClean program
- Full glass inner door - safer touch door

Convenience

- Cooking Assistant
- Premium 6.8" Full Touch TFT Display
- Flex Control (operation with one or two Twist Pad Flex® dials possible)
- Electronic clock with start / stop function
- Automatic temperature proposal, Actual temperature display, Optical temperature control, Meat probe function
- Hide®, the fully retracting oven door
- Slide®, the revolving handle
- Oven door with Soft Close, SoftOpen
- Automatic Meal Settings
- Multipoint Meatprobe
- Rapid heat-up
- Steam Jet - add for 3min intensive steam with a touch of a button.
- There are different steam intensities selectable: steam level high, steam level middle, steam level low
- LED light
- Water tank empty indicator
- Location of the steam generator is outside of the cavity
- Cooling fan
- HomeConnect
- CircoTherm®: even heat distribution on any level, also simultaneously

Accessories

- 1 x air fry & grill tray, 1 x steam container, punched, size M, 1 x steam container, punched, size XL, 1 x steam container, unpunched, size M, 2 x grid, 1 x universal pan

Safety Features

- Low door temperature
- Triple glazed door
- Individual adjustable child lock, Safety switch off, Residual heat indicator, Start button, Door contact switch

Technical Information

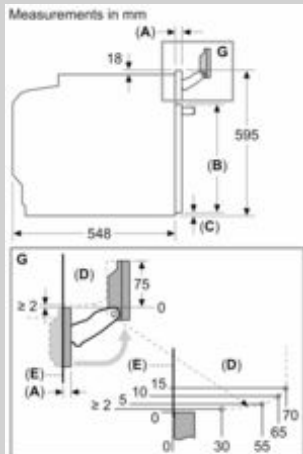
- Length of mains cable: 120 cm
- Nominal voltage: 220 - 240 V
- Total connected load electric: 3.6 KW

Dimensions

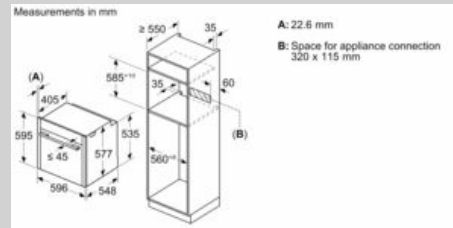
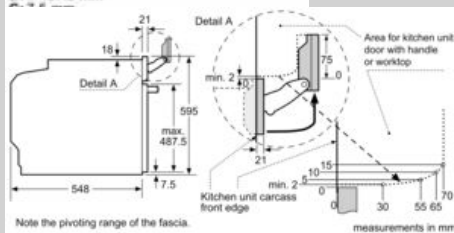
- Appliance dimensions (HxWxD): 595 mm x 596 mm x 548 mm
- Installation dimensions (HxWxD): 585 mm - 595 mm x 560 mm - 568 mm x 550 mm
- Please reference the built-in dimensions provided in the installation drawing

N 90, Built-in oven with steam function, 60 x 60 cm, Flex Design B69FY5CY0A

Dimensioned drawings

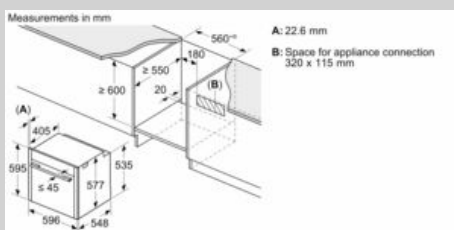


A: 22.6 mm
B: ≤ 487.5 mm

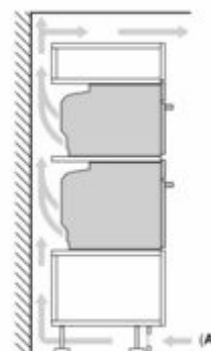


If the appliance will be installed underneath a hob, the following worktop thicknesses (including substructure if necessary) must be taken into account.

Hob type	min. worktop thickness	
	fitted	flush
Induction hob	37 mm	38 mm
Full surface Induction hob	47 mm	48 mm
Gas hob	30 mm	38 mm
Electric hob	27 mm	30 mm



Installing two appliances on top of each other
Air exchange



A: Air inlet ≥ 200 cm²