

N 90, BUILT-IN COMPACT OVEN WITH STEAM
FUNCTION, 60 X 45 CM, FLEX DESIGN
C29FS31Y0A



Flex Design compact oven with Full Steam. Changeable design elements available in four different colours and Full Touch TFT Display. Quick steaming keeps your favourite dishes full of flavour and nutrients. Home Connect - control your oven via the App.

- ✓ Flex Design - Choose a finishing touch to match your kitchen's aesthetic – now and later!
- ✓ FullSteam Oven: A full function oven and steamer in one. Use FullSteam to create healthy, succulent dishes with intense flavour.
- ✓ 4,1" Full Touch TFT Display - Easy to use and intuitive menu for smart and enjoyable cooking.
- ✓ Circo Therm® - our smart hot-air solution for simultaneous baking and roasting on up to four levels
- ✓ Air Fry Function: Turns a variety of veggies into tasty crisps!

Z12CB10A0 Baking tray, enamelled, Z12CM10A0 Moussaka pan, enamelled, Z12CP10A0 Pizza pan, enamelled, Z12CU10A0 Multipurpose pan, enamelled, Z11AB15A0 Baking tray, non-stick ceramic coated, Z11AU15A0 Universal pan, non-stick ceramic coated, Z11CR10X0 Baking and roasting grid (standard), Z11GU20X0 Glasspan, Z11SZ00X1 SC FlexDesign mounting kit, Z1365WX0 Wireless food thermometer, Z13CR10X0 Baking and roasting grid (steam), Z13CV05S0 Cover Strip, Z13CV06S0 Decor strip, Z1608DX0 Full ext rails, level independent, steam, Z1650BEO Half tray, Z1650DUO 2 steamcontainer(punched/unpunched)sizeM, Z1655CA0 Air Fry & Grill tray, Z9045AY0 FlexDesign AG 45 Compact/MW 45, Z9045BY0 FlexDesign BB 45 Compact/MW 45, Z9045DY0 FlexDesign DB 45 Compact/MW 45, Z9045MY0 FlexDesign MS 45 Compact/MW 45, Z9060AY0 (SC)FlexDesign AG 60 Oven 60, Z9060BY0 (SC)FlexDesign BB 60 Oven 60, Z9060DY0 (SC)FlexDesign DB 60 Oven 60, Z9060MY0 (SC)FlexDesign MS 60 Oven 60, Z9075AY0 SC FlexDesign AG 75 WD 14 + 60, Z9075BY0 SC FlexDesign BB 75 WD 14 + 60, Z9075DY0 SC FlexDesign DB 75 WD 14 + 60, Z9075MY0 SC FlexDesign MS 75 WD 14 + 60, Z9098AY0 SC FlexDesign AG 98 60 + MW 38, Z9098BY0 SC FlexDesign BB 98 60 + MW 38, Z9098DY0 SC FlexDesign DB 98 60 + MW 38, Z9098MY0 SC FlexDesign MS 98 60 + MW 38, Z9105AY0 SC FlexDesign AG 105 60 + 45, Z9105BY0 SC FlexDesign BB 105 60 + 45, Z9105DY0 SC FlexDesign DB 105 60 + 45, Z9105MY0 SC FlexDesign MS 105 60 + 45, Z912AAY0 SC FlexDesign AG 120 WD14 + 60 + 45, Z912ABY0 SC FlexDesign BB 120 WD14 + 60 + 45, Z912ADY0 SC FlexDesign DB 120 WD14 + 60 + 45, Z912AMY0 SC FlexDesign MS 120 WD14 + 60 + 45, Z912BAY0 SC FlexDesign AG 120 60+60, Z912BBY0 SC FlexDesign BB 120 60+60, Z912BDY0 SC FlexDesign DB 120 60+60, Z912BMY0 SC FlexDesign MS 120 60+60, Z990AAY0 SC FlexDesign AG 90 WD 29 + 60, Z990ABY0 SC FlexDesign BB 90 WD 29 + 60, Z990ADY0 SC FlexDesign DB 90 WD 29 + 60, Z990AMY0 SC FlexDesign MS 90 WD 29 + 60, Z990BAY0 SC FlexDesign AG 90 45 + 45, Z990BBY0 SC FlexDesign BB 90 45 + 45, Z990BDY0 SC FlexDesign DB 90 45 + 45, Z990BMY0 SC FlexDesign MS 90 45 + 45

Built-in / Free-standing: Built-in
 Door opening: Drop down
 Cleaning : EcoClean program, Hydrolytic
 Control Panel Material: Glass
 Door Material: Glass
 Dimensions (HxWxD): 455 x 596 x 548 mm
 Dimensions of the packed product (HxWxD): . 530 x 660 x 690 mm
 Min. required niche size for installation (HxWxD): 450-455 x 560-568 x 550 mm
 Cavity dimensions: 235 x 480 x 415 mm
 Usable volume of cavity: 47 l
 Number of interior lights: 1
 Net weight: 32.0 kg
 Gross weight: 34.3 kg
 EAN code: 4242004266570
 Connection Rating: 3300 W
 Fuse protection: 16 A
 Voltage: 220-240 V
 Frequency: 50; 60 Hz
 Length electrical supply cord: 150.0 cm



Z9105MY0 SC FlexDesign MS 105 60 + 45, Z912AAY0 SC FlexDesign AG 120 WD14 + 60 + 45, Z912ABY0 SC FlexDesign BB 120 WD14 + 60 + 45, Z912ADY0 SC FlexDesign DB 120 WD14 + 60 + 45, Z912AMY0 SC FlexDesign MS 120 WD14 + 60 + 45, Z990BAY0 SC FlexDesign AG 90 45 + 45, Z990BBY0 SC FlexDesign BB 90 45 + 45, Z990BDY0 SC FlexDesign DB 90 45 + 45, Z990BMY0 SC FlexDesign MS 90 45 + 45, Z11SZ00X1 SC FlexDesign mounting kit, Z9045AY0 FlexDesign AG 45 Compact/MW 45, Z9045BY0 FlexDesign BB 45 Compact/MW 45, Z9045DY0 FlexDesign DB 45 Compact/MW 45, Z9045MY0 FlexDesign MS 45 Compact/MW 45, Z9105AY0 SC FlexDesign AG 105 60 + 45, Z9105BY0 SC FlexDesign BB 105 60 + 45, Z9105DY0 SC FlexDesign DB 105 60 + 45

*N 90, BUILT-IN COMPACT OVEN WITH STEAM
FUNCTION, 60 X 45 CM, FLEX DESIGN
C29FS31Y0A*

Heating Functions

- Compact steam oven with 23 heating methods: CircoTherm®, Top/bottom heating, Circo-roasting, Full surface grill, Centre area grill, Pizza Setting, Bread Baking, Bottom heating, Low temperature cooking, Plate warming, Keep warm, CircoTherm® gentle, Top/bottom heating gentle, FullSteam, Reheating, Dough Proving, Defrost setting, Sous-vide cooking, Circo-roasting + steam, Bread Baking + steam, keep warm + steam, CircoTherm® + steam, Top/bottom heat + steam
- Temperature range 40 °C - 250 °C.
- Intensive Steam 120 °C
- Cavity volume: 47 net usable litres

Hook-in racks / rails

- Number of shelf levels: 3
- Large capacity oven with shelf supports, Telescopic shelf rails available as optional accessory

Design

- Flex Design (available in four colours)
- ShiftControl
- Cavity inner surface: enamel

Cleaning

- Eco Clean: coating of back panel
- EasyClean® program
- Full glass inner door

Convenience

- Oven Assistant with Voice Control
- 4.1" Full Touch TFT Display
- Electronic clock with start / stop function
- Automatic temperature proposal, Actual temperature display, Optical temperature control
- Drop down door
- SoftOpen door
- Automatic Meal Settings
- Rapid heat-up
- Steam Jet - add for 3min intensive steam with a touch of a button.
- There are different steam intensities selectable: steam level high, steam level middle, steam level low
- LED light
- Water tank empty indicator
- Location of the steam generator is outside of the cavity
- Cooling fan
- Stainless-steel fan
- HomeConnect

Accessories

- 1 x Steam container, punched, size M, 1 x steam container, punched, size XL, 1 x Steam container, unpunched, size M, 1 x grid, 1 x sponge, 1 x universal pan

Safety and Environment

- Low door temperature
- Triple glazed door
- Individual adjustable child lock, Safety switch off, Residual heat indicator, Start button, Door contact switch

Technical Info

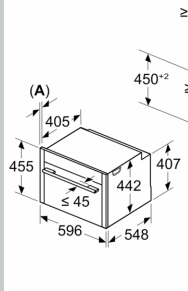
- Length of mains cable: 150 cm
- Nominal voltage: 220 - 240 V
- Total connected load electric: 3.3 KW

Dimensions

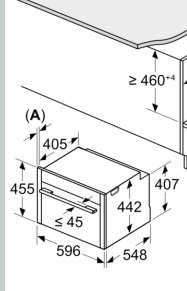
- Appliance dimensions (HxWxD): 455 mm x 596 mm x 548 mm
- Installation dimensions (HxWxD): 450 mm - 455 mm x 560 mm - 568 mm x 550 mm
- Please reference the built-in dimensions provided in the installation drawing

N 90, BUILT-IN COMPACT OVEN WITH STEAM
FUNCTION, 60 X 45 CM, FLEX DESIGN
C29FS31Y0A

Measurements in mm



Measurements in mm



Meas



G

≥ 2

(E)
(A)

A: 22
B: ≤ 3
C: 7.5
D: An
wil
E: Fr


Note

Insta
other
Air e:



A: Air

Installation w



Min. distanc
Induction hob
Gas hob: 5
Electric hob

If the compac
underneath a
thicknesses (n
necessary) m

Hob type

- Induction hob
- Full surface Induction hob
- Gas hob
- Electric hob