

N 90, WALL-MOUNTED CANOPY RANGEHOOD, 90 CM, FLEX DESIGN
D98IPT2Y5



The premium inclined rangehood, with superior performance and outstanding design

- ✓ Flex Design: A finishing touch for personalised hoods thanks to separately selectable side trims available in four colours.
- ✓ Efficient Drive Motor – Quiet and energy-efficient motor for a calmer kitchen.
- ✓ Automatic Air Sensor: Constantly adjusts the extraction rate to match the situation in the kitchen.
- ✓ Cooktop-based Hood Control – Adjust your hood's extraction level and lighting.
- ✓ LED Lighting Temperature - Adjust your rangehood's lights to match your mood, whether warm or cool.

HEZG9AS00S Adapter, Z51BIB1X6 Clean Air Plus odor filter (replacement), Z51BII1X6 Clean Air Plus recirculation kit, Z51BIP1X1 Long Life odor filter (replacement), Z51BIR1X1 Long Life recirculation kit (chimless), Z51BIS1X1 Long Life recirculation kit, Z51BIV1X6 Clean Air Plus recirc. kit (chimless), Z51BXK0S1 Chimney extension 1000 mm, Z51BXL0S1 Chimney extension 1500 mm, Z91BIE9AY0 Flex Design trims Incl. N90 A.Grey, Z91BIE9BY0 Flex Design trims Incl. N90 B.Bronze, Z91BIE9DY0 Flex Design trims Incl. N90 D.Black, Z91BIE9MY0 Flex Design trims Incl. N90 M.Silver

Z91BIE9AY0 Flex Design trims Incl. N90 A.Grey
 Z91BIE9BY0 Flex Design trims Incl. N90 B.Bronze
 Z91BIE9DY0 Flex Design trims Incl. N90 D.Black
 Z91BIE9MY0 Flex Design trims Incl. N90 M.Silver

Typology:Wall-mounted
 Length electrical supply cord: 130.0 cm
 Height of the chimney:420-663/457-750 mm
 Height of product, without chimney: 450 mm
 Minimum distance above an electric cooktop: 600 mm
 Minimum distance above a gas cooktop: 650 mm
 Net weight: 25.2 kg
 Type of control:Electronic
 Number of power settings:3-stages + 2 intensive settings
 Maximum output air extraction:441 m³/h
 Boost position output recirculating:944 m³/h
 Maximum output recirculating air: 437 m³/h
 Boost position air extraction:1007 m³/h
 Number of lights:2
 Noise level: 51 dB(A) re 1pW
 Diameter of air outlet: 150 mm
 Grease filter material:Washable stainless steel
 EAN code:4242004269083
 Connection Rating: 250 W
 Fuse protection:10 A
 Voltage: 220-240 V
 Frequency:50; 60 Hz
 Plug type:Gardy plug w/ earthing
 Installation typology:Wall-mounted



N 90, WALL-MOUNTED CANOPY RANGEHOOD, 90
CM, FLEX DESIGN
D98IPT2Y5

Design:

- Inclined design
- Flex design: Exchangeable side trims, requires additional colour specific side trim accessory, at the time of purchase (not included in the standard delivery)
- Wall-mounted
- Black glass panel
- Suitable for ducted extraction and recirculation
- In recirculation operation chimless use possible
- For recirculation operation Clean Air Plus recirculation kit (not included with appliance) needed.

Features:

- Efficient BLDC-technology
- 2, LED, adjustable colour temperature lights
- Softlight : the lighting elements switch on and off smoothly.
- Dimming function : the brightness of the lighting elements can be adjusted.
- Colour Temperature: 3500 K
- Light Intensity: 422 lux
- Powerboost position: Rangehood can be set to a defined extraction boost position in order to increase the catch rate of particularly strong cooking smells and large amounts of steam.
- 2 capture areas: front side and bottom side
- 3 metal grease filter(s).

Comfort Features:

- Automatic Air Sensor: Automatic Sensor-based performance control for best results
- Backlit Touch Control
- 3 power levels + 2 intensive levels
- Automatic reset from intensive to normal setting after 6 min
- Saturation display for filters
- after run automatic: 10 minutes

Digital Features:

- Home Connect: operate, monitor and set preferences of your rangehood via smartphone or tablet.
- Cooktop-based rangehood control: automatically activates the rangehood when cooking, thanks to the WiFi connection of the rangehood and a suitable cooktop.
- Voice Control enabled via popular voice assistants
- Customisable Performance Profiles: choose between standard, performance or silence profiles to increase the extraction rate or reduce the fan noise via Home Connect App
- Favourite Button: directly access favourite functions with a configurable button (available with connected Home Connect account).
- Smart home trigger, via Favourite button (available with connected Home Connect account): open up the smart universe from your rangehood (partner service required).
- LED light with adjustable light temperature: Allows you to adapt the light temperature to your personal needs via Home Connect App

- The Home Connect functionality can be extended by integrating numerous applications from external cooperation partners (partnerships)
- Updateable appliance (available with connected Home Connect account): keep appliance always up to date with latest status of software.

Cleaning Comfort:

- Easy to clean smooth surfaces and materials.
- Easy to clean Innerframe
- metal grease filter dishwasher-safe

Performance Exhaust:

- According to EN 61591 and EN/ IEC 60704-2-13 your appliance can achieve the following values in exhaust mode: Speed 1: extraction rate 228 m³/h ; noise level 35 dB (A) re1pW Speed 2: extraction rate 325 m³/h ; noise level 43 dB (A) re1pW Speed 3: extraction rate 441 m³/h ; noise level 51 dB (A) re1pW Intensive 1: extraction rate 753 m³/h ; noise level 65 dB (A) re1pW Intensive 2: extraction rate 1007 m³/h ; noise level 70 dB (A) re1pW
- According to EN 61591 and EN/ IEC 60704-2-13 your appliance can achieve the following values in recirculation mode with Clean Air plus recirculation kit, for installation with chimney (available as optional accessory): Speed 1: extraction rate 211 m³/h ; noise level 42 dB (A) re1pW Speed 2: extraction rate 315 m³/h ; noise level 51 dB (A) re1pW Speed 3: extraction rate 435 m³/h ; noise level 59 dB (A) re1pW Intensive Speed 1: extraction rate 752 m³/h ; noise level 72 dB (A) re1pW Intensive Speed 2: extraction rate 964 m³/h ; noise level 78 dB (A) re1pW

Technical Information:

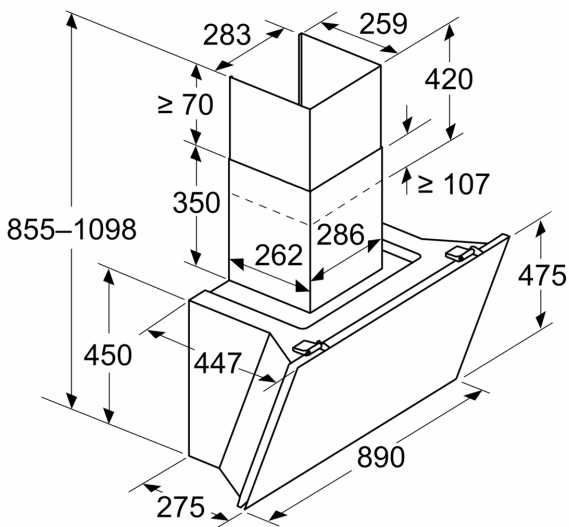
- Power rating: 250 W
- Voltage: 220 - 240 V
- Made in Germany: produced at a CO2 neutral production site
- Environmentally friendly packaging

Planning and Installation Information:

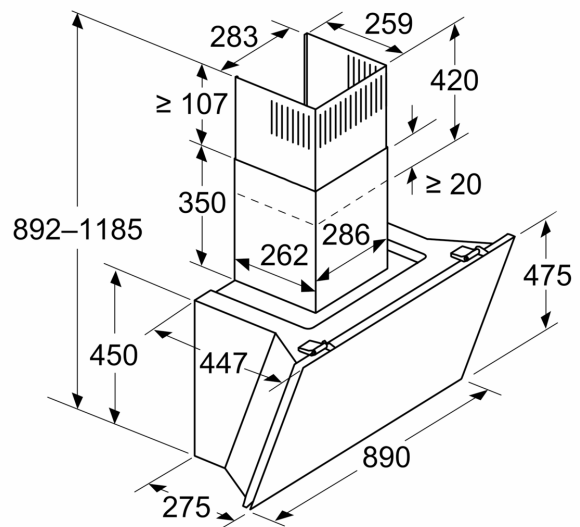
- Dimensions exhaust air (HxWxD): 855-1098 x 890 x 447 mm
- Dimensions recirculating (HxWxD): 892-1185 x 890 x 447 mm
- Electrical cable length 1.3 m
- with one-way flap: prevents outside air from entering your kitchen

N 90, WALL-MOUNTED CANOPY RANGEHOOD, 90
 CM, FLEX DESIGN
 D98IPT2Y5

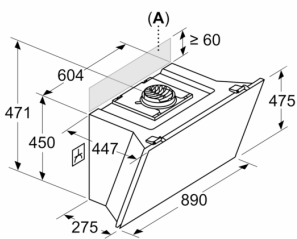
Measurements in mm
Appliance in exhaust air mode



Measurements in mm
Appliance in circulated air mode



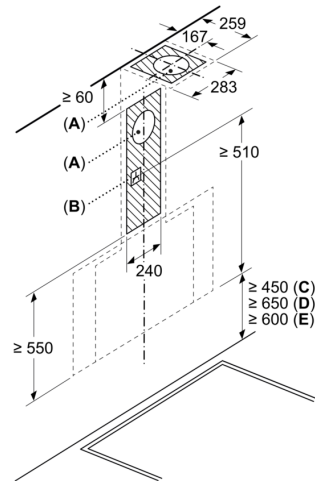
Measurements in mm
Appliance in circulated air mode without duct



Socket can be fitted to the side of or above the appliance

A: Socket only outside the marked area

Measurements in mm



- A: Exhaust-air outlet
- B: Socket
- C: Electric
- D: Gas - from upper edge of pan support
- E: Electric - for Australia and New Zealand

