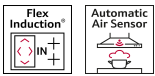


N 90, INDUCTION COOKTOP, 80 CM, FLEX DESIGN  
V68YYX4C0



This induction cooktop with integrated ventilation combines two appliances in one for a clear view while cooking.

- ✓ Twist Pad Flex® - An easy to spin dial for effortless control of your cooktop.
- ✓ Flex Design - Personalise your cooktop with separately selectable Twist Pad Flex® and frame elements.
- ✓ Flex Induction - Your cooktop detects and heats your individual cookware.
- ✓ Intuitive Flex Zones - Place your cookware! Size, shape and position are recognised instantly.
- ✓ Automatic Air Sensor: Constantly adjusts the extraction rate to match the situation in the kitchen.

1 x Slider for unducted recirculation, 1 x Clean Air Plus odor filter

Z1365WX0 Wireless food thermometer, Z811DU0 Acoustics Filter, Z821PD1 Plinth Diffusor, Z821VR1 Clean Air Plus odor filter (replacement), Z861KE1 Exhaust kit, Z861KR0 Recirculation kit 2 L-bow (70cm), Z861KR1 Recirculation kit S and L-bow (60cm), Z861KR2 Recirculation kit 1x L-bow, Z861SB1 90° flat duct bend horizontal, Z861SB2 90° flat duct L vertical, Z861SB3 90° flat duct M vertical, Z861SB4 90° flat duct S vertical, Z861SIO Adapter round-flat, Z861SI1 90° Adapter round-flat, Z861SM1 Straight tube 500mm, Z861SM2 Straight tube 1000mm, Z861SS1 Connector sleeve (female), Z861SS2 Flex sleeve (female), Z9301CO10 Connecting strip, Z9401FF0 Flex Pan, large, Z9401TY0 Teppan Yaki, Z9403FF0 Flex Pan set, 3 pcs., Z9404FF0 Flex Pan set, 4 pcs., Z9404SE0 4 pieces Set, Z9406SE0 6 pieces Set, Z9410ES0 Espresso maker 4 cups, Z9410X1 Stainless Steel roaster with glass lid, Z9415X1 Steaming Rack for Stainless Steel roaste, Z9416X2 Griddle Plate, Z9417X2 Teppan Yaki (large), Z9424CF0 Fry pan, coated 24cm Ø, Z9428CF0 Fry pan, coated 28cm Ø, Z9428FE0 Iron pan Ø 18 / 28 cm, Z943SE0 Set of 2 pots and 1 pan, Z9801TWAY0 Twist Pad Flex, Anthracite Grey, Z9801TWBY0 Twist Pad Flex, Brushed Bronze, Z9801TWDY0 Twist Pad Flex, Deep Black, Z9801TWMY0 Twist Pad Flex, Metallic Silver, Z9802PFAY0 Flex Design trims hob Anthracite Grey, Z9802PFBY0 Flex Design trims hob, Brushed Bronze, Z9802PFDY0 Flex Design trims hob Deep Black, Z9802PFMY0 Flex Design trims hob Metallic Silver

Z9301CO10 Connecting strip  
 Z9301CPAY0 Flex Design conn. trim hob+hob A.Grey  
 Z9301CPBY0 Flex Design conn. trim hob+hob B.Bronze  
 Z9301CPDY0 Flex Design conn. trim hob+hob D.Black  
 Z9301CPMY0 Flex Design conn. trim hob+hob M.Silver  
 Z9302GLAY0 Flex Design seaml. glassdr+hob A.Grey  
 Z9302GLMY0 Flex Design seaml. glassdr+hob M.Silver  
 Z9802PFAY0 Flex Design trims hob Anthracite Grey  
 Z9802PFBY0 Flex Design trims hob, Brushed Bronze  
 Z9802PFDY0 Flex Design trims hob Deep Black

Product name/family: ..... Cooking zone ceramic  
 Built-in / Free-standing: ..... Built-in  
 Energy input: ..... Electric  
 Total number of positions that can be used at the same time: 4  
 Min. required niche size for installation (HxWxD): 223 x 750-750 x 490-500 mm  
 Width of the appliance: ..... 834 mm  
 Dimensions (HxWxD): ..... 223x834x527 mm  
 Dimensions of the packed product (HxWxD): . 430 x 940 x 660 mm  
 Net weight: ..... 25.4 kg  
 Gross weight: ..... 31.8 kg  
 Residual heat indicator: ..... separate  
 Location of control panel: ..... Front  
 Basic surface material: ..... Ceramic  
 Color of surface: ..... Black  
 Color of frame: ..... Choose from Brushed Bronze, Anthracite Grey, Deep Black or Metallic Silver  
 Length electrical supply cord: ..... 110.0 cm  
 Sealed Burners: ..... No  
 Heating with booster: ..... All  
 Power of 2nd heating element (kW): ..... 3.3 kW  
 Maximum output air extraction: ..... 500 m³/h  
 Boost position output recirculating: ..... 595.0 m³/h  
 Maximum output recirculating air: ..... 499 m³/h  
 Boost position air extraction: ..... 622 m³/h  
 Noise level: ..... 69 dB(A) re 1pW  
 Odour filter: ..... No  
 Clean filter reminder: ..... Yes  
 Voltage: ..... 220-240/380-415 V  
 Frequency: ..... 50-60 Hz  
 Main colour of product: ..... Black  
 Included accessories: ..... 1 x Slider for unducted recirculation, 1 x Clean Air Plus odor filter



Z9802PFMY0 Flex Design trims hob Metallic Silver

## N 90, INDUCTION COOKTOP, 80 CM, FLEX DESIGN V68YYX4C0

- 80 cm Venting Cooktop Induction: space for 4 pots or pans.

### Flexibility of cooking zones

- 2x FlexZones: use cookware of any shape or size anywhere within the 40cm long zone.
- Cooking zone front left: 200 mm, 230 mm, 2.2 KW (max. power 3.7 KW)
- Cooking zone rear left: 200 mm, 230 mm, 2.2 KW (max. power 3.7 KW)
- Cooking zone rear right: 200 mm, 230 mm, 2.2 KW (max power 3.7 KW)
- Cooking zone front right: 200 mm, 230 mm, 2.2 KW (max. power 3.7 KW)

### Usage convenience

- Twist Pad Flex® (select your favourite out of 4 colours): directly control the power with the removable magnetic knob.
- Light Dialog with two coloured display (white/red): see which cooking zone is heating and which function is in use on the two-coloured display.
- Favourite Button: directly access favourite functions with a configurable button (available with connected Home Connect account).
- 17 power levels for each cooking zone: precisely adapt the heat with 17 power levels (9 main levels and 8 intermediate levels).
- Switch-off timer: switches off the cooking zone at the end of the time set (e.g. for boiled eggs).
- Count-down-timer (can be chosen instead of switch-off timer): an alarm sounds at the end of the time set (e.g. for pasta).
- Sound volume adaptable to personal preference and needs.

### Time saving & efficiency

- Power Boost function for all cooking zones: boil water faster with up to 50% more energy than at the highest standard level.
- Cooking zones will automatically join and separate based on the shape and size of the cookware placed.
- PowerTransfer: when moving a pot to a different cooking zone, transfer all previous settings to the new zone at the touch of a button.
- When moving a pot on the Flex zone, the settings adjust instantly and the cooking zone adapts to the size of the cookware
- Automatic zone selection: when switched on, the cooktop automatically selects the cooking zone on which a new cookware is placed.
- QuickStart - Quick and automatic first pot detection: when switching on, the cooktop automatically selects the cooking zone with cookware on it.
- ReStart function: in case of unintentional switch-off, restore all previous settings by switching on the cooktop again within 4 seconds.

### Cooking assistance

- Frying Sensor Plus sensor: choose from 11 predefined temperatures in a range from 70°C up to 220°C for perfect results every time.
- Dish assistant: easily find the right temperature setting for a certain dish via the Home Connect app.

### Connectivity

- Remote Monitoring and Control: check if the cooktop is switched off even when not at home, and find recipes or additional functions in the Home Connect app.
- Smart home trigger, via Favourite button (available with connected Home Connect account): open up the smart universe from your cooktop (partner service required).
- Updateable appliance (available with connected Home Connect account): easily keep your appliance up to date with the latest software.

### Design

- Flex Design: exchangeable side trims (select your favourite out of 4 colours)
- Neff Collection exclusive zone printing: minimalistic design thanks to dark coloured zone printing.

### Safety

- Residual heat indicator: Digital 2-step: indicates which cooking zones are still hot or warm.
- Child safety lock: prevent unintended activation of the cooktop.
- Main switch: switch off all cooking zones at the touch of a button.
- Automatic safety switch-off: for safety reasons, heating stops after a preset time without interaction.

### Installation

- Dimensions of the product (HxWxD mm): 223 x 834 x 527
- Required niche size for installation (HxWxD mm) : 223 x 750 x (490 - 500)
- Min. worktop thickness: 16 mm
- Connected load: 7.4 KW
- Power cord: 1.1 m, Cable included

### Accessories

- Clean Air Plus odor filter, Slider for unducted recirculation included

### Integrated ventilation downdraft system

- Induction cooktop with fully integrated high-performance downdraft extractor.
- Aesthetically integrated fully flush air intake design with floating, heat resistant glass ceramics element for free movement and placement of cookware.
- Ventilation system with 17 electronically controlled fan power levels and 2 Boost-/Intensive fan power levels (with automatic revert) via Twist Pad Flex® (select your favourite out of 4 colours) user interface.
- Automatic switch-on of ventilation system when a cooking zone is used.
- Sensor-based and cooktop-based, fully-automatic adjustment of power levels via advanced algorithm for maximum convenience.
- 3 possible sensitivity modes of algorithm for maximum convenience (Low-noise oriented, balanced, performance-oriented).
- Automatic delayed shut-off after cooking to erase residual odors after cooking (in specific ultra low-noise fan level, 12min in ducted extraction, 30min in recirculated extraction, can be shut-off manually).
- High-performance, low-noise blower with energy-efficient BLDC-technology. High extraction rates at very low noises with pleasant noise frequencies through psycho-acoustically and

aerodynamically optimized interior with enclosed, non-visible blower. Highly pressuredrop resistant even with longer and more complex ductings.

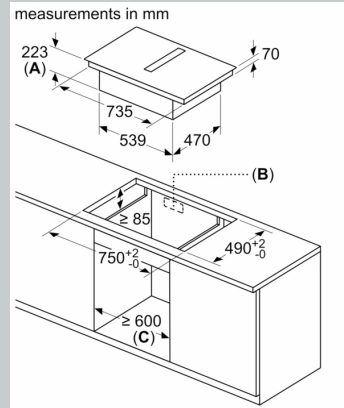
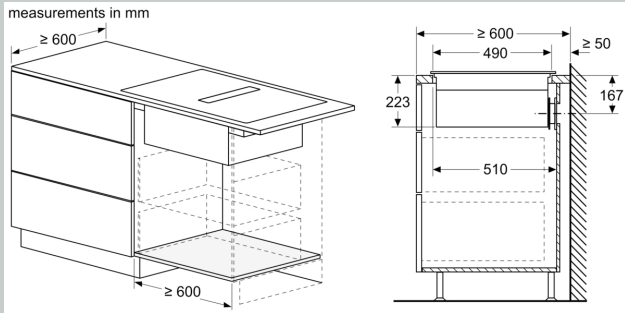
- Suitable for ducted or recirculated extraction configuration (incl. differentiated software modes). Installation accessories for unducted recirculation, among these four cleanAir odor filters and a telescopic slider element, are included in the cooktop. Accessories for other installation options are available, details in the planning notes.
- Easy-to-detach and easy-to-clean grease filter and liquid collector unit:
- Integrated, large-scale, high performance stainless-steel grease filters with 12 filtration layers and one black top layer for enhanced aesthetical integration.
- All parts of the unit are easy-to-clean, fully dishwasher safe and heat resistant.
- (Upper) Liquid collector unit with 200ml of capacity for standard accidental spillages or cooking condensate.
- Powerful drainage system for spillages that exceed 200ml of liquids.
- Liquid safety collector with additional capacity of 700ml for more severe accidental situations. Dishwasher safe. Easily accessible and detachable from below.
- Overall capturing capacity of 900ml (200ml + 700ml).
- Watertight blower system.
- Extraction performance in ducted extraction (according to EN 61591): min. normal setting 154 m<sup>3</sup>/h , max. normal setting 500 m<sup>3</sup>/h , max. Boost-/Intensive setting 622 m<sup>3</sup>/h .
- Extraction performance in recirculated extraction (according to EN 61591): min. normal setting 132 m<sup>3</sup>/h , max. normal setting 499 m<sup>3</sup>/h , max. Boost-/Intensive setting 595 m<sup>3</sup>/h.
- - Noise level in ducted extraction (Sound power level according to EN 60704-3): min. normal setting 42 dB re 1 pW, max. normal setting 69 dB re 1 pW, max. Boost-/Intensive setting 74 dB re 1 pW.
- - Noise level in recirculated extraction (Sound power level according to EN 60704-3. ): min. normal setting 41 dB re 1 pW, max. normal setting 68 dB re 1 pW, max. Boost-/Intensive setting 72 dB re 1 pW.
- - Large scale filter surface with high odor reduction capabilities.
- - cleanAir odor filters: Lifetime of 360 hours of cooking (non-regenerative).

#### Planning & installation notes

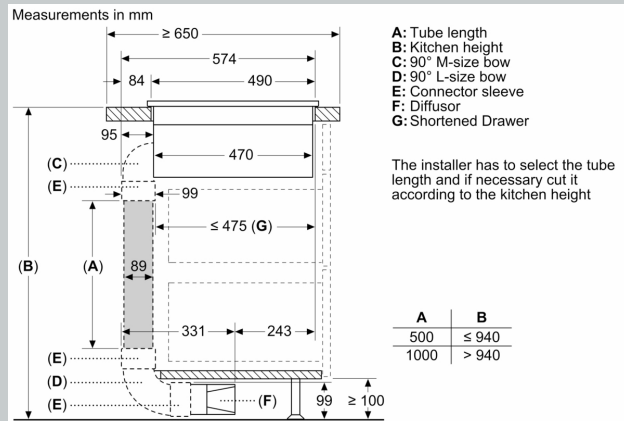
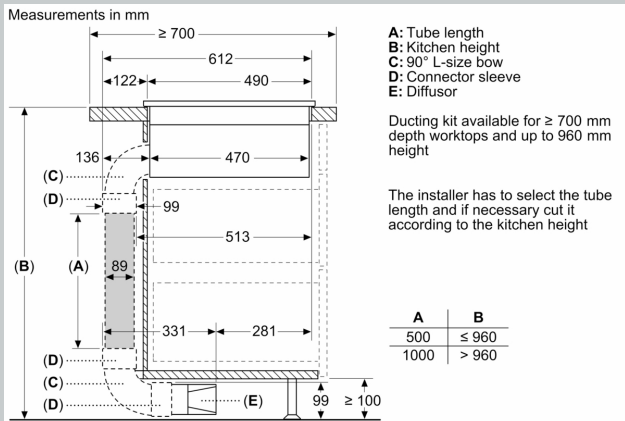
- Suitable for ducted or recirculated extraction installations in 4 different options (unducted, partly and fully ducted recirculation or ducted extraction). Installation accessories for unducted recirculation, among these four cleanAir odor filters and a telescopic slider element, are included in the cooktop. The included accessories allow easy and quick installations and can be planned in all worktop depths  $\geq 60$ cm. For other types of installation, one of the following accessory kits is recommended:
- Z861KR0 for partly-ducted recirculation in worktops of 70cm depth of  $\geq 70$ cm depth with max. worktop height of 960 mm.
- Z861KE1 as starter kit for ducted extraction in worktops of  $\geq 60$ cm depth.
- To complete the fully ducted extraction or to do any other individual recirculation planning different ducting accessories are available.
- Planning suggestions:
  - - Installation is possible in island as well as wall oriented configurations.

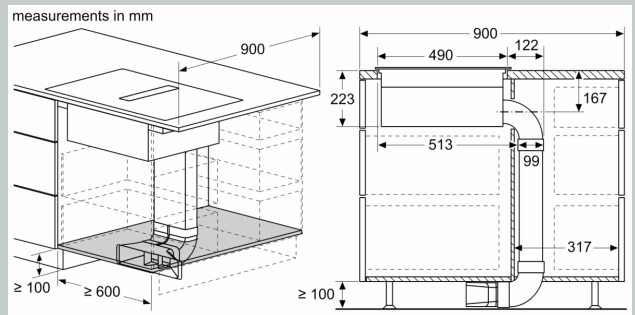
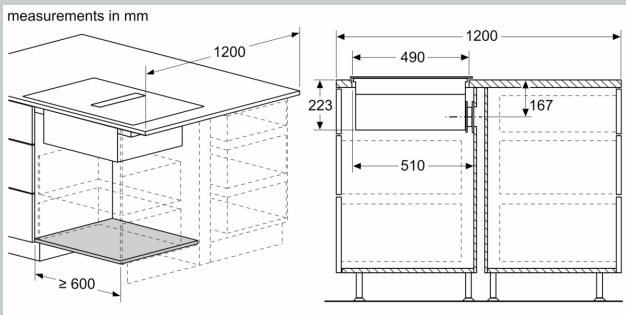
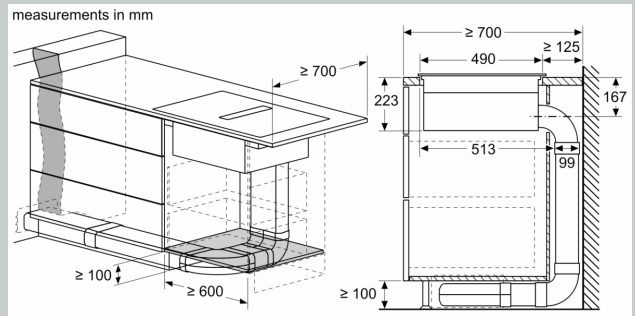
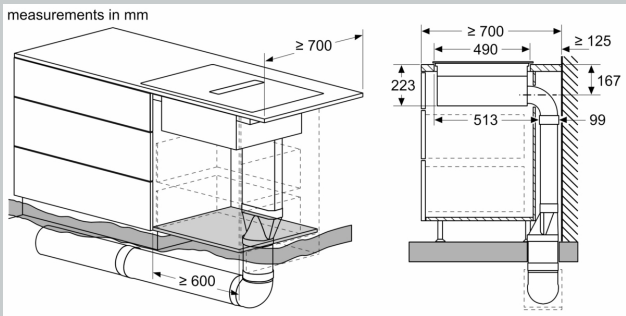
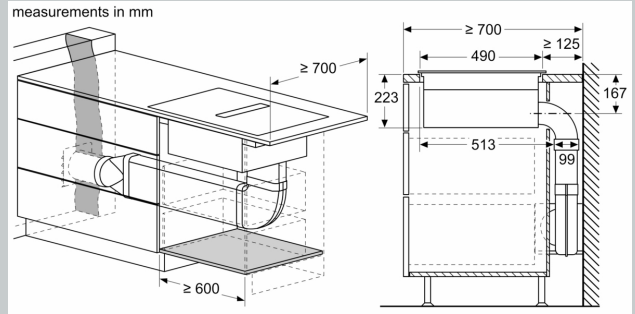
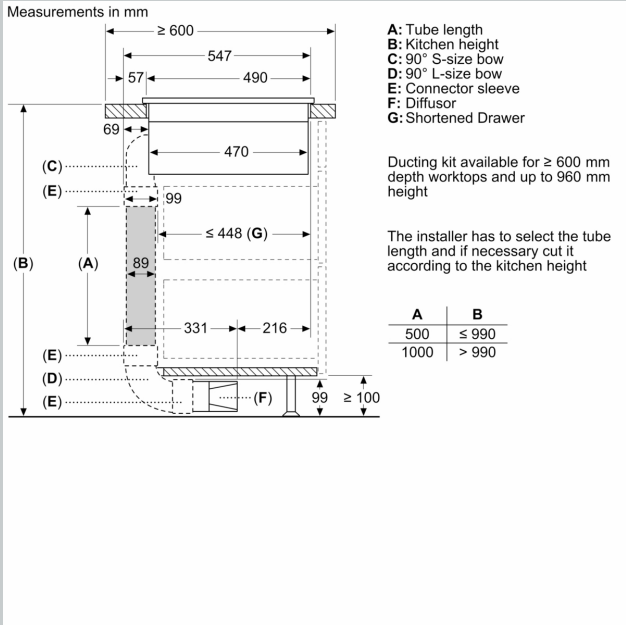
- - The product and its accessories comply with the Needle Flame Test (according to IEC 60695-11-5) and the B1/B2 building material class (according to DIN 4102-1).
- - The max. immersion depth is 223mm below glass for top mounted appliances and 227mm for flush installed appliances.
- - The appliance must be freely accessible from below (i.e. for accessing the lower liquid safety collector).
- - No false floor is necessary below the cooktop with integrated downdraft ventilation system. The drawers and/or shelves in the floor unit must be removable. The backpanel of the floor unit can be kept - only a cut-out for the air outlet is needed (position and size can be taken from the installation instructions).
- - Installation kit Z821UD0 for unducted recirculation requires a vertical aperture of min. 25mm behind the backpanel of the furniture. Suggested for ideal performance are 50mm.
- - The minimum worktop thickness is 16mm for top mounted and flush installed appliances with the standard installation system. Installation in even thinner worktops is also possible with the spare part: 626792.
- - The overall appliance weight is 26kg - the bearing capacity and stability, in the case of very thin worktops in particular, must be supported using suitable substructures. The overall appliance weight and the worktop manufacturer's structural integrity specifications are to be taken into account.
- - For partly ducted and unducted recirculation extraction installations, a return-flow aperture of  $\geq 400$ cm<sup>2</sup> is to be respected in the plinth area. The aperture can be realized via outlet grids, lamella grids or subtly shortened plinths depending on the assortment of the kitchen furniture manufacturer.
- - The air outlet on the backside of the appliance can directly be accessed with a male flat duct element (DN 150).
- - The pressuredrop resistant blower allows longer and more complex ductings up to 8m with three 90° bows while keeping sufficient performance.
- - In ducted extraction configuration a one-way flap (or backflow trap) with a maximum opening pressure of 65Pa should be installed.

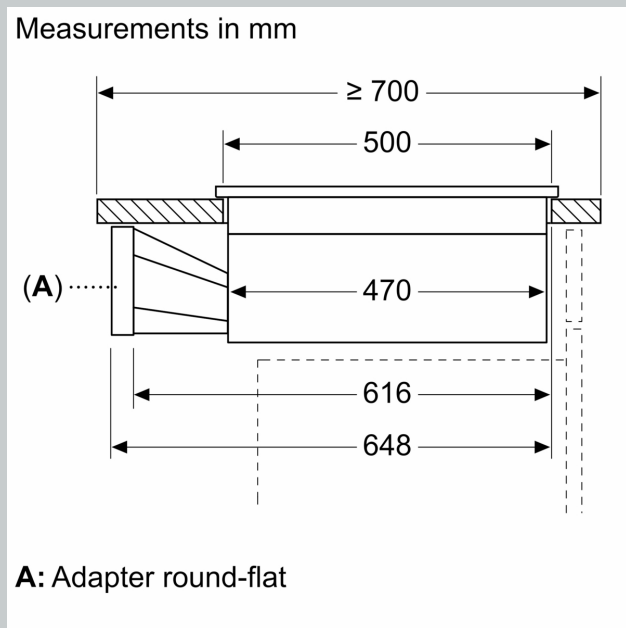
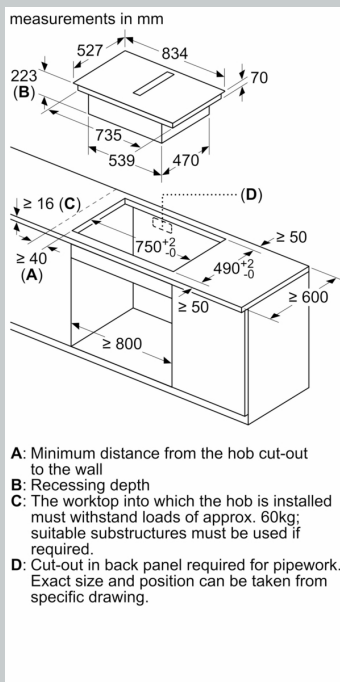
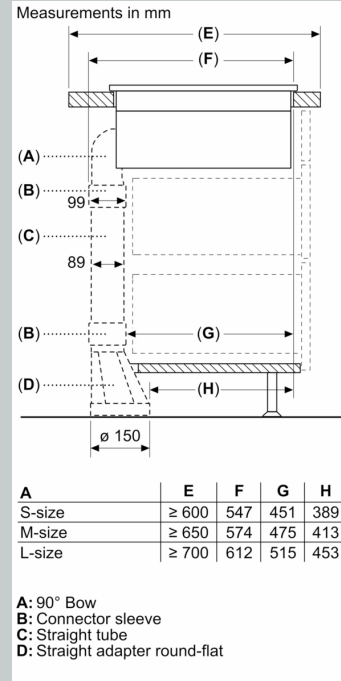
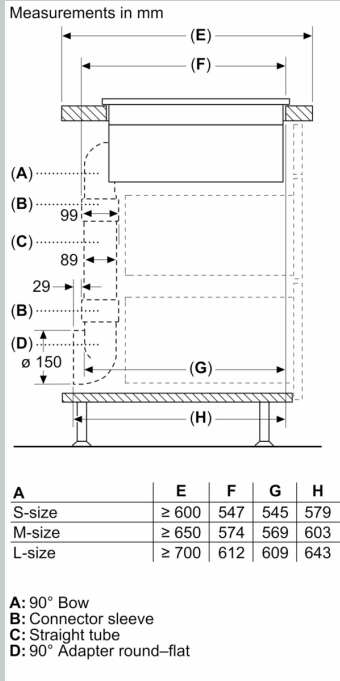
N 90, INDUCTION COOKTOP, 80 CM, FLEX DESIGN  
V68YYX4C0



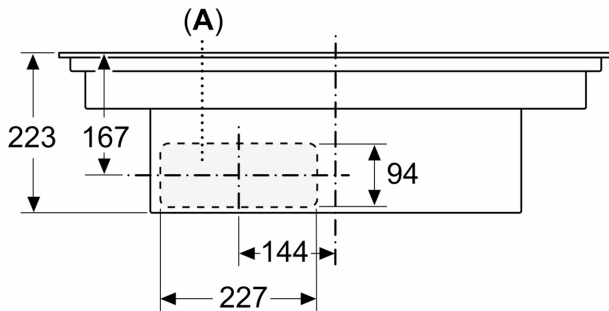
- A:** Recess depth
- B:** Cut-out in back panel required for pipework. Exact size and position can be taken from specific drawing.
- C:** All 80 cm width class models can be installed in 60 cm wide furniture by adjusting the side panels.





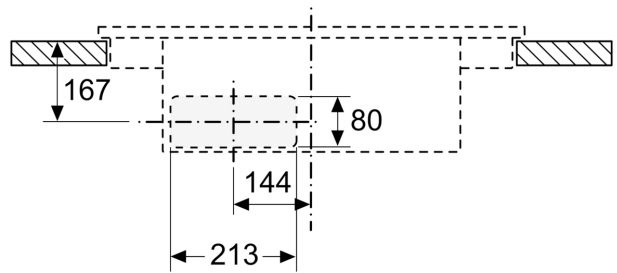


measurements in mm  
Front view

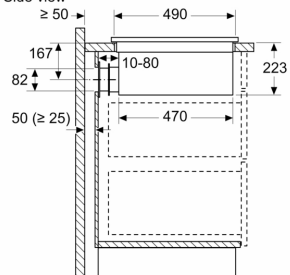


**A:** Connected directly at the rear

measurements in mm  
Front view – unit cut-out  
for unducted recirculation



measurements in mm  
Side view



When installing directly against outer walls that are not insulated ( $\mu \geq 0.5 \text{ W/m}^2\text{°C}$ ), we recommend using partially or fully ducted recirculation configurations.

measurements in mm  
Front view

