

N 50, WALL-MOUNTED COOKER HOOD, 60 CM,
CLEAR GLASS BLACK PRINTED
D651HM1S2B



B

The design hood with an inclined front and high power ensures headroom while cooking.

- ✓ Touch Control: an integrated flat surface control panel for smooth operation with a fingerswipe.
- ✓ Intensive speed setting: increases the extraction rate when the steam gets intense
- ✓ LED Lighting – Clear illumination while you cook.
- ✓ Reduced Noise: our optimised motor guarantees a quiet cooking experience.

Features

Technical Data

Typology:Wall-mounted
 Length electrical supply cord: 130.0 cm
 Height of the appliance: 323 mm
 Minimum distance above an electric hob: 450 mm
 Minimum distance above a gas hob: 650 mm
 Net weight: 20.1 kg
 Type of control: Electronic
 Number of speed settings:3-stages + intensive setting
 Maximum output air extraction:416 m³/h
 Boost position output recirculating: 615.0 m³/h
 Maximum output recirculating air: 409 m³/h
 Boost position air extraction:700 m³/h
 Maximum Air flow: 416 m³/h
 Number of lights: 2
 Noise level: 58 dB(A) re 1 pW
 Diameter of air outlet:120 / 150 mm
 Grease filter material: Washable aluminium
 EAN code:4242004258940
 Connection Rating: 263 W
 Fuse protection:10 A
 Voltage: 220-240 V
 Frequency: 50; 60 Hz
 Plug type: GB plug
 Installation typology:Wall-mounted



Optional accessories

Z51AIB1X6	Clean Air Plus odor filter (replacement)
Z51AII1X6	Clean Air Plus recirculation kit
Z51AIR0X0	Long Life recirculation kit (chimless)
Z51AIS0X0	Long Life recirculation kit
Z51AIV1X6	Clean Air Plus recirc. kit (chimless)
Z51AXC1N6	Clean Air Plus recirc. kit external

N 50, WALL-MOUNTED COOKER HOOD, 60 CM,
CLEAR GLASS BLACK PRINTED
D651HM1S2B

Features

Key performance features:

- Energy Efficiency Class: B (at a range of energy efficiency classes from A+++ to D)
- Extraction rate according to EN 61591 max. 700 m³/h
- Noise max. Normal Level: Noise, max. speed in normal us: 58 dB dB*

Features

- Touch control
- LED display
- 3 speeds plus intensive
- 2 x 1.5w LED Light
- Colour Temperature: 3500 K
- Automatic intensive revert (6mins)
- 2 metal grease filter cassettes
- easy to clean Inner frame
- Rim ventilation

Design

- Equipped with black chimney section
- Chimney hood
- Installation: wall
- Electronic controls

Performance/technical information

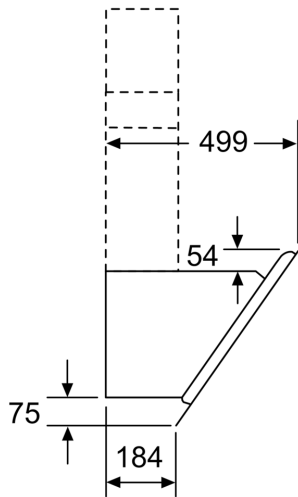
- Suitable for ducted extraction and recirculation
- For recirculated extraction recirculating kit or CleanAir recirculating kit (accessory) needed
- Installation system: Wall fixing inclined/flat/cube
- Extraction rate according to EN 61591 ø 15 cm:
- max. Normal use 416 m³/h
- Intensive 700 m³/h
- Noise level according to EN 60704-3 and EN 60704-2-13 exhaust air:
- Max. normal use: 58 dB(A) re 1 pW
- Intensive: 67 dB(A) re 1 pW
- Noise level according to EN 60704-3 and EN 60704-2-13 at maximum normal setting: extraction rate: 58 dB (A) re 1 pW
- With the Clean Air Plus recirculation kit (available as optional accessory) your appliances reaches:
- Extraction rate in recirculation mode: Max. normal use: 409 m³/h
- Intensive: 615 m³/h
- Noise level in recirculation mode with Clean Air Plus odor filter : Max. normal use: 65 dB(A) re 1 pW
- Intensive: 75 dB(A) re 1 pW
- Power rating: 263 W
- Light Intensity: 100 lux
- Electrical cable length 1.3 m
- Diameter pipe ø 150 mm (ø 120 mm enclosed)
- Dimensions exhaust air (HxWxD): 928-1198 x 590 x 499 mm
- Dimensions recirculating (HxWxD): 988-1258 x 590 x 499 mm

- Dimensions recirculating with CleanAir module (HxWxD):
- 1118 x 590 x 499mm - mounting with outer chimney
- 1188-1458 x 590 x 499 mm - mounting with telescopic chimney
- Blower Efficiency Class: B*
- Lighting Efficiency Class: B*
- Grease Filtering Efficiency Class: C*
- Average Energy Consumption: 56.6 kWh/year*

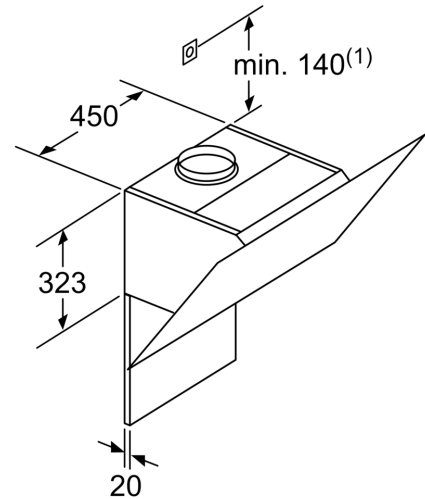
* In accordance with the EU-Regulation No 65/2014

N 50, WALL-MOUNTED COOKER HOOD, 60 CM,
CLEAR GLASS BLACK PRINTED
D651HM1S2B

Dimensioned drawings



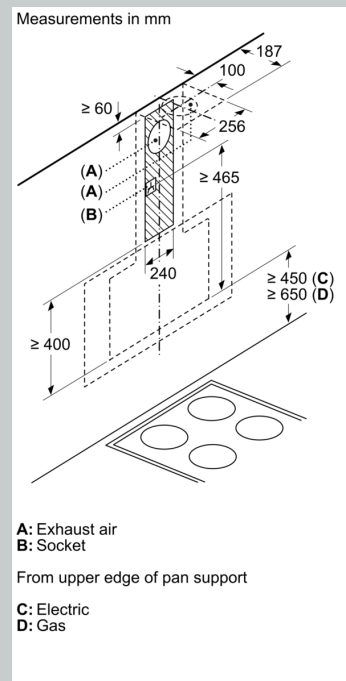
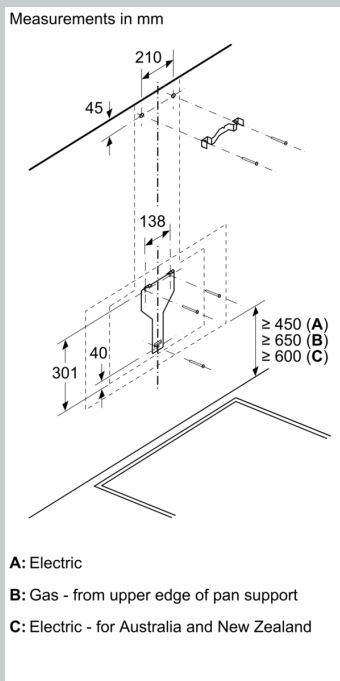
measurements in mm



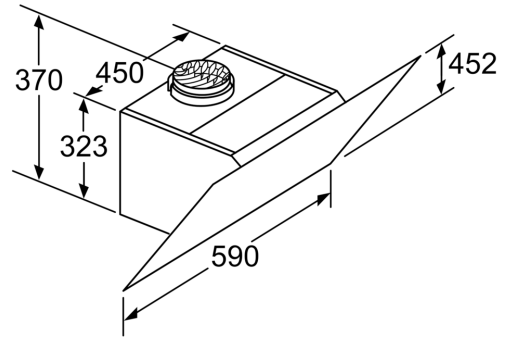
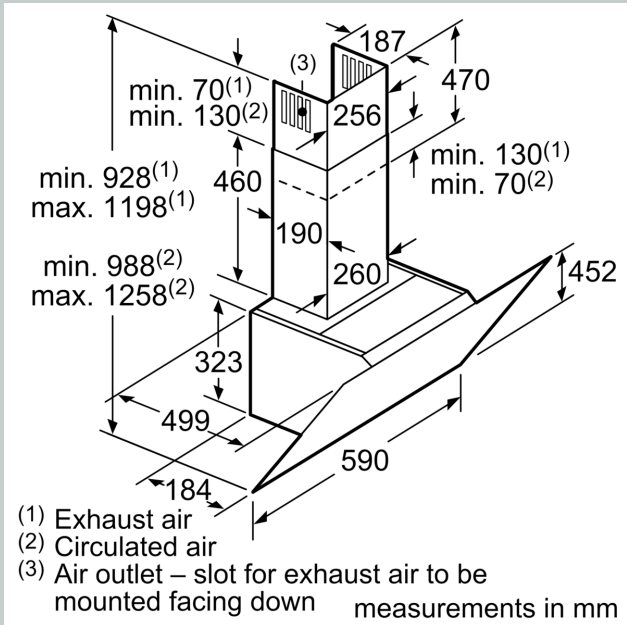
(1) Position of socket

Note the maximum thickness of the back panel.

measurements in mm



Dimensioned drawings



Appliance in circulated air mode
without duct
Circulated air set required
measurements in mm