

N 70, WALL-MOUNTED COOKER HOOD, 60 CM,  
MATT BLACK  
D67BDN2S0B



#### Optional accessories

Z51FB1D6 Long-life Clean Air κιτ ανακύκλωσης

- ✓ High Performance and Low Noise: The optimised motor guarantees a quiet cooking experience.
- ✓ Smart Hood Automatic: The matching hood automatically adjusts to your hob settings while you cook.
- ✓ Touch Control: An integrated flat surface control panel for smooth operation with a fingerswipe.
- ✓ LED Lighting: Adjustable colour temperature and dimmer function.
- ✓ Enjoy fresh air continuously, thanks to our advanced dual-filter system.

#### Features

##### Technical Data

Typology: .....	Wall-mounted
Length electrical supply cord: .....	130 cm
Height of the appliance: .....	60 mm
Minimum distance above an electric hob: .....	550 mm
Minimum distance above a gas hob: .....	650 mm
Net weight: .....	12.0 kg
Type of control: .....	Electronic
Number of speed settings: .....	3-stages + intensive setting
Maximum output air extraction: .....	399 m <sup>3</sup> /h
Boost position output recirculating: .....	677.0 m <sup>3</sup> /h
Maximum output recirculating air: .....	410 m <sup>3</sup> /h
Boost position air extraction: .....	699 m <sup>3</sup> /h
Maximum Air flow: .....	399 m <sup>3</sup> /h
Number of lights: .....	2
Noise level: .....	56 dB(A) re 1pW
Diameter of air outlet: .....	150 mm
Grease filter material: .....	Washable stainless steel
EAN code: .....	4242004287926
Connection Rating: .....	115 W
Voltage: .....	220-240 V
Frequency: .....	50 Hz
Plug type: .....	GB plug
Installation typology: .....	Wall-mounted



4 242004 287926

N 70, WALL-MOUNTED COOKER HOOD, 60 CM,  
MATT BLACK  
D67BDN2SOB

## Features

### Design:

- wall-mounted
- Suitable for ducted extraction and recirculation

### Core Features:

- Efficient BLDC technology
- 2 x LED 3W with Colour temperature adjustable
- SoftLight with dimmer function : the lighting elements switch on and off smoothly.
- softLight with dimmer function : the brightness of the lighting elements can be adjusted.
- Colour Temperature: 3500 K
- Light Intensity: 501 lux
- 2 metal grease filter(s).

### Comfort Features:

- glass front panel with integrated control elements for an easy operation
- Electronic control via Touch control, backlit
- 3 speeds plus intensive
- Automatic reset from intensive to normal setting after 6 min
- Automatic after running (10 minutes)

### Digital Features:

- Home Connect: operate, monitor and set preferences of your hood via smartphone or tablet (only in countries where Home Connect service is available)
- Hob-Hood control (with Wi-Fi enabled hob): automatically activates the hood when cooking, thanks to the WiFi connection of hood and suitable hob.
- Smart Hood Automatic: Hood automatically adapts fan speed thanks to hob continuously providing cooking data (works with all current N90/N70 induction hobs; for other Home Connect hobs, the hood can be controlled directly from the hob, provided a connected Home Connect account is available)
- Voice Control enabled via popular voice assistants (only in countries where this service is available)
- LED light with adjustable light temperature: Allows you to adapt the light temperature to your personal needs via Home Connect App
- After run function: available via Home Connect App
- Interval function: available via Home Connect App
- The Home Connect functionality can be extended by integrating numerous applications from external cooperation partners (partnerships)

### Cleaning Comfort:

- Easy to clean smooth surfaces and materials.
- metal grease filter dishwasher-safe
- Coated surfaces for less fingerprint sensitivity

### Exhaust Mode:

- According to EN 61591 and EN/ IEC 60704-2-13 your appliance can achieve the following values in exhaust mode: Speed 1: extraction rate 242 m<sup>3</sup>/h; noise level 43 dB (A) re1pW Speed 2: extraction rate 335 m<sup>3</sup>/h; noise level 51 dB (A) re1pW Speed 3: extraction rate 399

m<sup>3</sup>/h; noise level 56 dB (A) re1pW Intensive 1: extraction rate 699 m<sup>3</sup>/h; noise level 68 dB (A) re1pW

- Energy Efficiency Class: A++ (at a range of energy efficiency classes from A+++ to D)
- Average Energy Consumption: 24.5 kWh/year\*
- Blower Efficiency Class: A\*
- Lighting Efficiency Class: A\*
- Grease Filtering Efficiency Class: B\*

### Recirculation Mode:

- For recirculation operation Long-life Clean Air recirculation kit (accessory) needed
- The Long-life Clean Air odour filter absorbs intense odours, such as fish, as well as pollen. The lifetime can be extended up to 4 times by refreshing the filter in the oven
- According to EN 61591 and EN/ IEC 60704-2-13 your appliance can achieve the following values in recirculation mode with Long-life Clean Air recirculation kit (available as optional accessory):
- Speed 1: extraction rate 239 m<sup>3</sup>/h; noise level 50 dB(A) re1pW
- Speed 2: extraction rate 334 m<sup>3</sup>/h; noise level 59 dB(A) re1pW
- Speed 3: extraction rate 410 m<sup>3</sup>/h; noise level 64 dB(A) re1pW
- Intensive Speed 1: extraction rate 677 m<sup>3</sup>/h; noise level 73 dB (A) re1pW

### Technical Information and Sustainability:

- Consumption data:
- Power rating: 115 W
- Voltage: Nominal voltage: 220 - 240 V
- Sustainability:
- Made in Germany: produced at a CO<sub>2</sub> neutral production site
- Environmentally friendly packaging
- Most efficient blower technology available on the market
- Available Long-life Clean Air odour filter with extended lifetime up to 4 times

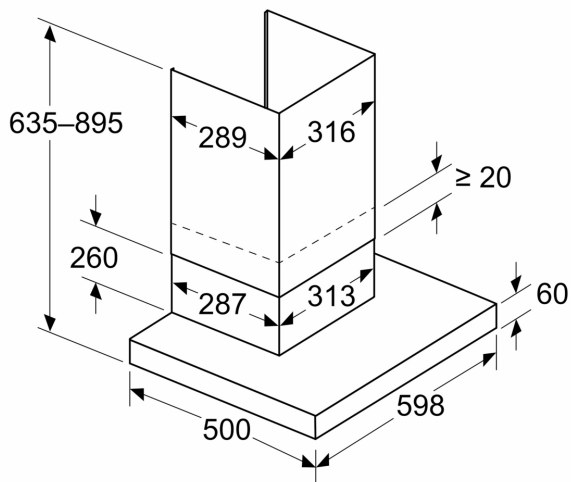
### Planning and Installation Information:

- Reduced assembly effort thanks to the easy installation method
- Dimensions exhaust air (HxWxD): 635-895 x 598 x 500 mm
- Dimensions recirculating (HxWxD): 803-943 x 598 x 500 mm
- Diameter pipe Ø 150 mm
- Electrical cable length 1.3 m

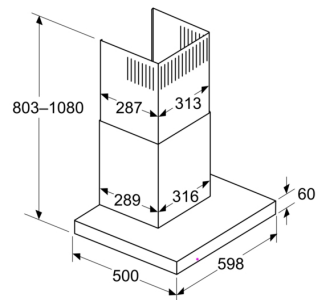
N 70, WALL-MOUNTED COOKER HOOD, 60 CM,  
MATT BLACK  
D67BDN2S0B

Dimensioned drawings

Measurements in mm  
**Appliance in exhaust air mode**

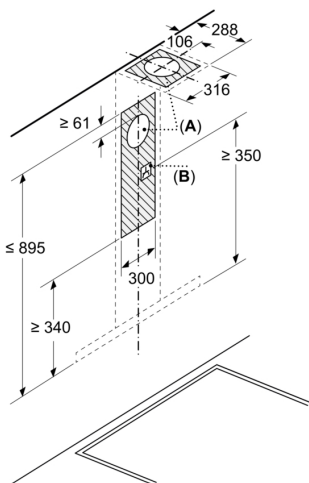


Measurements in mm  
**Recirculation perspective**



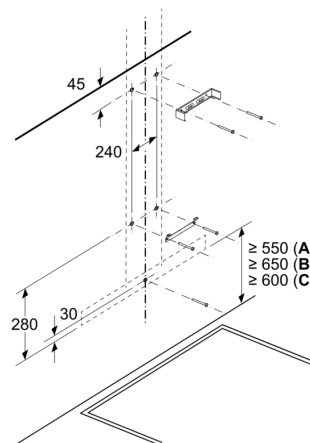
Recirculation mode with recirculation kit (the recirculation kit is only available as a separate accessory)

Measurements in mm



**A:** Exhaust air  
**B:** Electrical connection

Measurements in mm  
**Wall installation with chimney**



**A:** Electric  
**B:** Gas - from upper edge of pan support  
**C:** Electric - for Australia and New Zealand

Dimensioned drawings

Measurements in mm  
**Wall panel depth**

