

N 90, BUILT-IN FREEZER, 177.2 X 55.8 CM, SOFT  
CLOSE FLAT HINGE  
G17815CE0G



This NoFrost built-in freezer needs no defrosting and features a malfunction warning signal in case of increasing temperature.

- ✓ No Frost – No more defrosting your freezer.
- ✓ Vario Zone – Personalise your drawers with various loading options to find the perfect fit.
- ✓ Home Connect – Add your smart fridge to your home network and stay connected to your kitchen.
- ✓ Soft Close – Enjoy the silence. The door softly closes itself when at an angle of 20 degrees.

### Features

#### Technical Data

Energy Efficiency Class: .....E  
 Average annual energy consumption in kilowatt hour per year (kWh/a): ..... 235 kWh/a  
 Sum of volume of frozen compartments: ..... 212 l  
 Airborne acoustical noise emissions : ..... 35 dB(A) re 1 pW  
 Airborne acoustical noise emission class: ..... B  
 Thermometer freeze section: ..... Digital  
 Light: ..... No  
 Product category: ..... Upright freezer  
 Built-in / Free-standing: ..... Built-in  
 Door panel options: ..... Not possible  
 Frost free system: ..... Fridge and freezer  
 Height of the appliance: ..... 1772 mm  
 Width of the appliance: ..... 558 mm  
 Depth: ..... 545 mm  
 Dimensions of the packed product (HxWxD): ..... 1840 x 610 x 640 mm  
 Net weight: ..... 67.2 kg  
 Gross weight: ..... 71.9 kg  
 Connection Rating: ..... 120 W  
 Fuse protection: ..... 13 A  
 Frequency: ..... 50 Hz  
 Length electrical supply cord: ..... 230.0 cm  
 Door hinge: ..... Left reversible  
 Warning signal / malfunction: ..... Both visual and audible  
 Door lock: ..... No  
 Number of drawers/baskets (Stck): ..... 5  
 Number of freezing flaps (Stck): ..... 2  
 EAN code: ..... 4242004250227  
 Brand: ..... Neff  
 Product name / Commercial code: ..... G17815CE0G  
 Product category: ..... Upright freezer  
 Included accessories: ..... 1 x ice cube tray

#### Included accessories

1 x ice cube tray

#### Optional accessories

KS0B0SZ0 Heavy-duty hinge support



N 90, BUILT-IN FREEZER, 177.2 X 55.8 CM, SOFT  
CLOSE FLAT HINGE  
G17815CE0G

## Features

### Functions

- Fixed hinge
- Fixed hinge

### Design features

- NO\_FROST\_NEU\_BL, never have to defrost ever again
- Home Connect: Remote Monitoring and Control
- Electronic control (7 segment display)
- 1 compressor/1 cold circuit
- SuperFreeze function with automatic deactivation
- SoftClose door - dampens door movement, for smooth and effortless closure
- Ventilation in plinth, the plinth size can be varied
- Automatic defrost freezer
- Acoustic warning system
- Freezer malfunction warning signal: optical, acoustical

### Food freshness system

- 5 freezer drawers
- 2 hinged freezer compartment
- Safety glass shelves between freezer drawers

### Key features - Fridge section

- Left hinged door, reversible
- Connection value 120 W
- 220 - 240 V

### Dimension and installation

- Dimensions: 177.2 cm H x 55.8 cm W x 54.5 cm D
- Niche Dimensions: 177.5 cm H x 56 cm W x 55 cm D

### Key features - Freezer section

- 1 ice cube tray

### Design features

### Dimension and installation

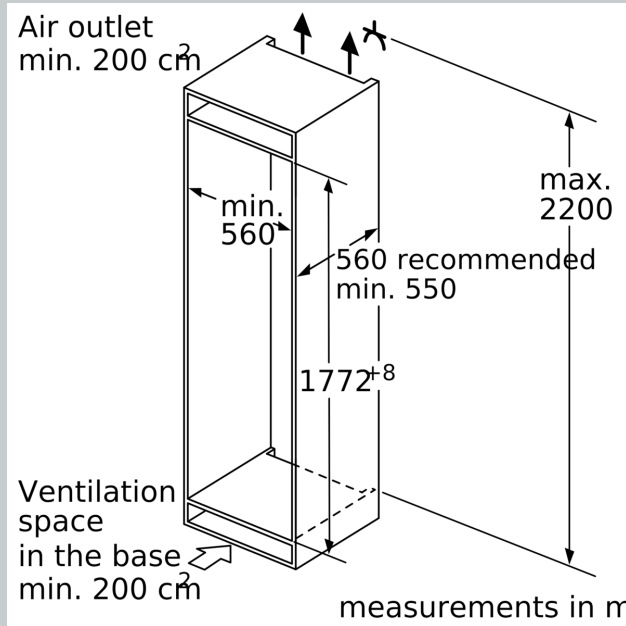
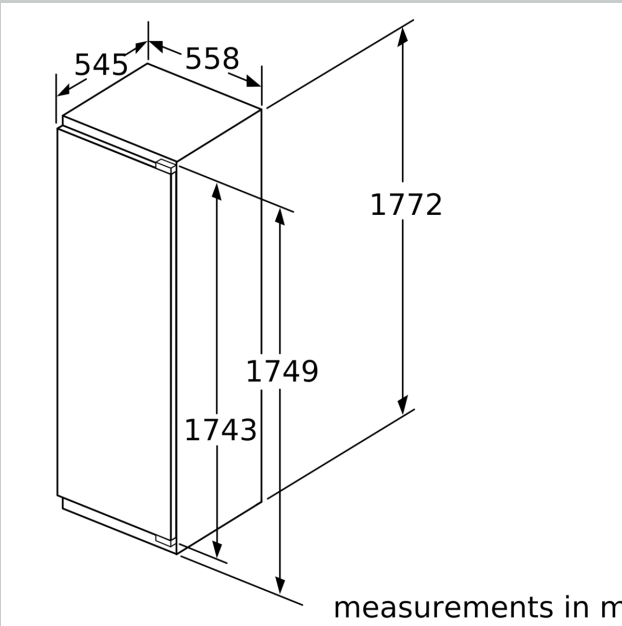
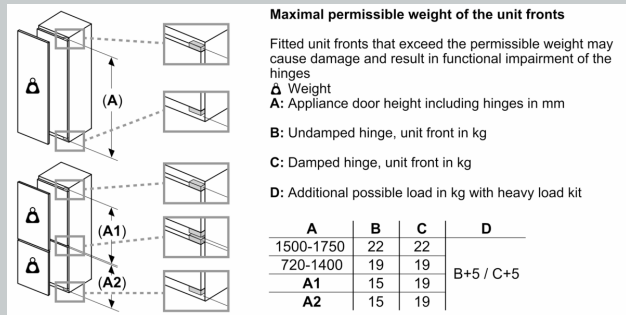
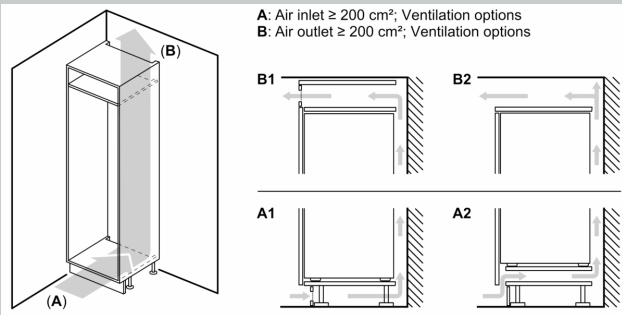
### Additional features

### Performance and Consumption

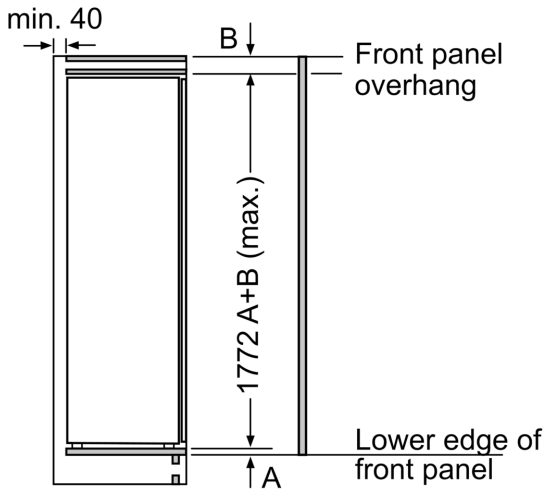
- Based on the results of the standard 24-hour test. Actual consumption depends on usage/position of the appliance.
- EU19\_EEK\_D: E
- Total Volume : 212 l
- Net Fridge Volume : 0 l
- Net Freezer Volume : 212 l
- Net 4\* compartment volume : 212 l
- Freezing capacity 24h : 14 kg
- Annual Energy Consumption: 235 kWh/a
- Climate Class: SN-T
- Noise Level : 35 dB , EU19\_Noise emission class\_D: B
- Temperature rise time : EU19\_Temperature rise time\_D: 9 H

N 90, BUILT-IN FREEZER, 177.2 X 55.8 CM, SOFT  
CLOSE FLAT HINGE  
G17815CE0G

Dimensioned drawings

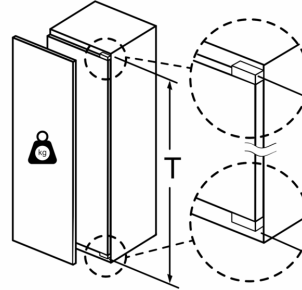


Dimensioned drawings



measurements in mm

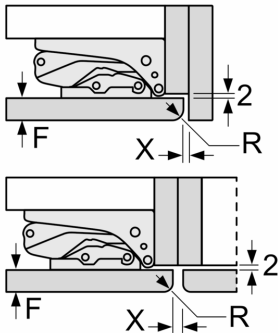
Maximal permissible weight of the unit fronts



Fitted kitchen unit doors that exceed the permissible weight may cause damage and result in functional impairment of the hinges.

T: Includes height of appliance door Hinges in mm:	undamped hinge, Door in kg:	damped hinge, Door in kg:
1500-1750	22	22

measurements in mm  
Recommended gap dimensions for flat hinges



F	R	X
16-19	0-3	2.5
20	0-1	3
	2-3	2.5
21	0-1	3
	2-3	2.5
22	0	4
	1	3.5
	2-3	3

The gap dimensions recommended in the table must be adhered to in order to ensure that appliance doors do not collide with anything when they are opened, and to avoid causing damage to kitchen units.