

N 90, BUILT-IN FRIDGE, 177.5 X 56 CM, SOFT CLOSE FLAT HINGE KI8816DE0



Included accessories

2 x egg tray, 1 x bottle holder in door tray

Optional accessories

KS0B0SZ0 Heavy-duty hinge support
KS1860Z0 Wire Shelf
KS9E0FZ0 Package Neff FlexCooling
KSGG0MZ0 Butter box

The built-in fridge with FreshSafe 3 and BottleFlex Shelf keeps food fresher for longer and offers a lot of extra storage options.

- ✓ Fresh Safe 3 – Climate-controlled drawers for optimal fresh food storage.
- ✓ Easy Access Shelf – Slides out for easier access to items in your fridge.
- ✓ Vario Shelf – The glass shelf that can be divided, with one half stored beneath the other, for flexible configurations.
- ✓ Adjustable Glass Shelves – Height adjustable shelves create the space you need for inspiring dishes in your fridge
- ✓ Our safety glass shelves happily shoulder generous loads of delicacies in your fridge

Features

Technical Data

Energy Efficiency Class:E
Average annual energy consumption in kilowatt hour per year (kWh/a): 150 kWh/a
Sum of volume of frozen compartments: 0 l
Sum of volume of chill compartments:289 l
Airborne acoustical noise emissions : 37 dB(A) re 1 pW
Airborne acoustical noise emission class: C
Construction type: Built-in
Door panel options: Not possible
Height: 1772 mm
Width of the appliance:558 mm
Depth of the product: 545 mm
Min. required niche size for installation (HxWxD): .. 1775.0 x 560 x 550 mm
Net weight: 69.9 kg
Connection rating: 90 W
Fuse protection:10 A
Door hinge:Right reversible
Voltage: 220-240 V
Frequency:50 Hz
Length of electrical supply cord: 230.0 cm
Number of compressors:1
Number of independent cooling systems: 1
Interior ventilator: No
Reversible Door Hinge: Yes
Number of Adjustable Shelves in fridge compartment (Stck): 5
Shelves for Bottles: No
EAN code:4242004247661
Brand:Neff
Product name / Commercial code:KI8816DE0
Product category:Refrigerator
Frost free system:No
Installation type:Full-integrated
Included accessories: 2 x egg tray, 1 x bottle holder in door tray



4 242004 247661

N 90, BUILT-IN FRIDGE, 177.5 X 56 CM, SOFT CLOSE FLAT HINGE KI8816DE0

Features

Functions

- LED with Soft Start in fridge section
- Interior design with metal applications

Design features

- LED Electronic control
- Automatic defrost fridge
- Super Cooling: automatic deactivation
- Acoustic door open warning indicator

Design features

- 7 safety glass shelves of which Non-adjustable bottom shelf, Easy Access shelf
- BottleFlex Shelf
- 5 door trays, including 1x dairy compartment

Freshness System

- Capacity in 0° C section: 83 l
- 1 FreshSafe 3 0°C drawer with humidity control for optimal freshness; food stays fresh for longer due to two climate zones.
- 2 FreshSafe 3 0°C drawers for optimal freshness; food stays fresh for longer due to two climate zones.

Dimension and installation

- Dimensions: 177.2 cm H x 55.8 cm W x 54.5 cm D
- Niche Dimensions: 177.5 cm H x 56 cm W x 55 cm D

Key features - Fridge section

- Right hinged door, reversible
- Connection value 90 W
- 220 - 240 V

Key features - Freezer section

- 2 x egg tray, 1 x bottle holder in door tray

Included accessories

- KS0B0SZ0, KS1860Z0, KS9E0FZ0, KSGG0MZ0

Country Specific Options

- Based on the results of the standard 24-hour test. Actual consumption depends on usage/position of the appliance.

Design features

Dimension and installation

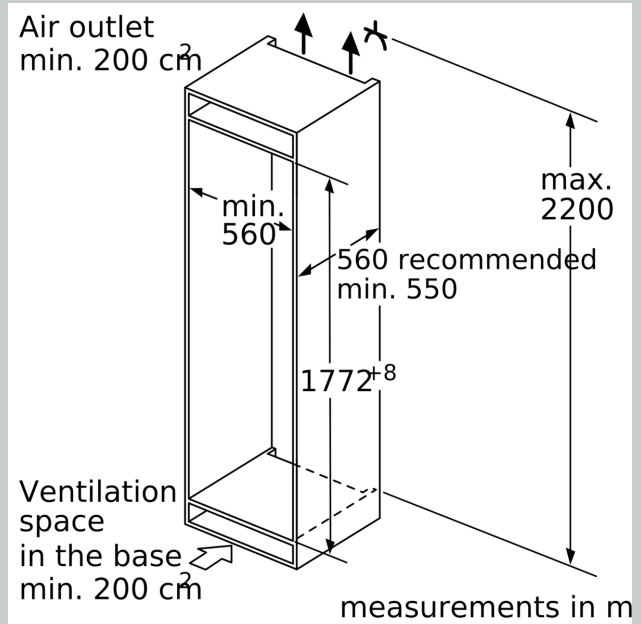
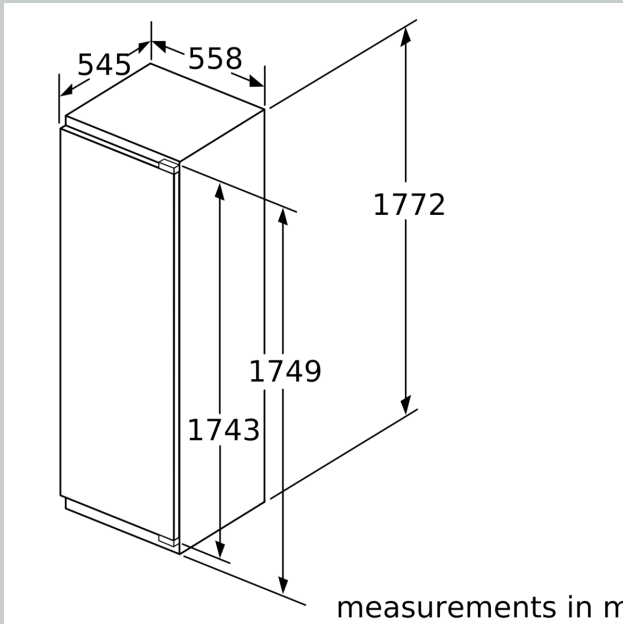
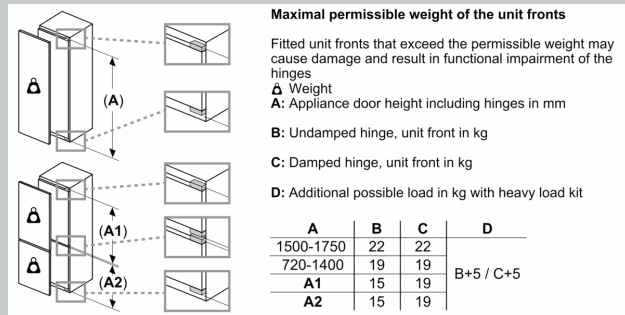
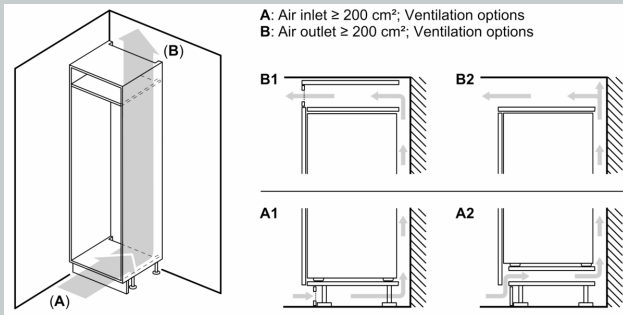
Additional features

Performance and Consumption

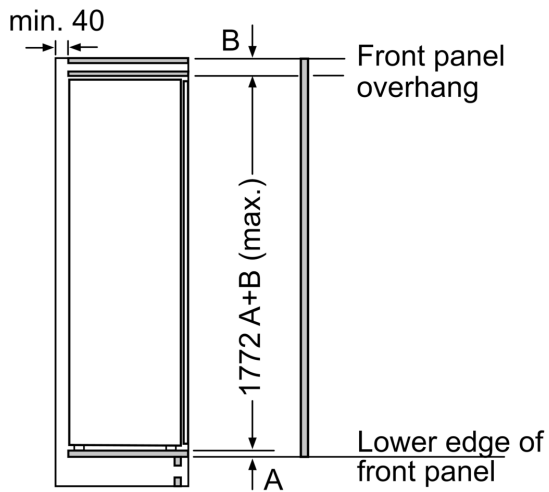
- EU19_EEK_D: E
- Total Volume : 289 l
- Net Fridge Volume : 289 l
- Net Freezer Volume : 0 l
- Annual Energy Consumption: 150 kWh/a
- Climate Class: SN-ST
- Noise Level : 37 dB , EU19_Noise emission class_D: C

N 90, BUILT-IN FRIDGE, 177.5 X 56 CM, SOFT CLOSE
FLAT HINGE
KI8816DE0

Dimensioned drawings

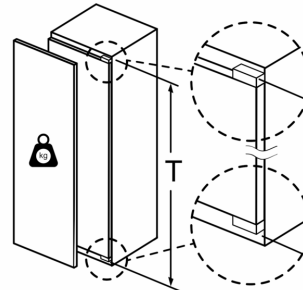


Dimensioned drawings



measurements in mm

Maximal permissible weight of the unit fronts

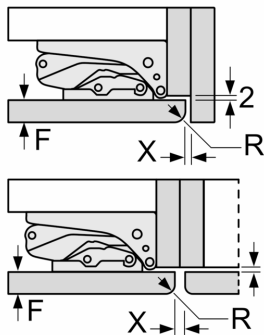


Fitted kitchen unit doors that exceed the permissible weight may cause damage and result in functional impairment of the hinges.

T: Includes height of appliance door Hinges in mm:	undamped hinge, Door in kg:	damped hinge, Door in kg:
1500-1750	22	22

measurements in mm

Recommended gap dimensions for flat hinges



F	R	X
16-19	0-3	2.5
20	0-1	3
	2-3	2.5
21	0-1	3
	2-3	2.5
22	0	4
	1	3.5
	2-3	3

The gap dimensions recommended in the table must be adhered to in order to ensure that appliance doors do not collide with anything when they are opened, and to avoid causing damage to kitchen units.