

N 90, BUILT-IN FRIDGE, 177.2 X 55.8 CM, SOFT
CLOSE FLAT HINGE
KI8816DE1



Included accessories

1 x bottle holder in door tray

Optional accessories

KS0B0SZ0 Heavy-duty hinge support
KS1860Z0 Wire Shelf

The built-in fridge with FreshSafe 3 and BottleFlex Shelf keeps food fresher for longer and offers a lot of extra storage options.

- ✓ Fresh Safe 3 – Climate-controlled drawers for optimal fresh food storage.
- ✓ Easy Access Shelf – Slides out for easier access to items in your fridge.
- ✓ Vario Shelf – The glass shelf that can be divided, with one half stored beneath the other, for flexible configurations.
- ✓ Adjustable Glass Shelves – Height adjustable shelves create the space you need for inspiring dishes in your fridge
- ✓ Our safety glass shelves happily shoulder generous loads of delicacies in your fridge

Features

Technical Data

Energy Efficiency Class¹:E
Average annual energy consumption in kilowatt hour per year (kWh/a): 150 kWh/a
Sum of volume of frozen compartments: 0 l
Sum of volume of chill compartments: 289 l
Airborne acoustical noise emissions : 37 dB(A) re 1pW
Airborne acoustical noise emission class: C
Built-in / Free-standing: Built-in
Door panel options: Not possible
Height: 1772 mm
Width of the appliance: 558 mm
Depth: 545 mm
Required niche size for installation (HxWxD): ...1775x560x550 mm
Net weight: 65.9 kg
Connection Rating: 90 W
Fuse protection: 10 A
Door hinge:Right reversible
Voltage: 220-240 V
Frequency:50 Hz
Length electrical supply cord: 230 cm
Number of compressors:1
Number of independent cooling systems: 1
Interior ventilator: No
Reversible Door Hinge: Yes
Number of Adjustable Shelves in fridge compartment: 5
Shelves for Bottles:Yes
EAN code:4242004262657
Brand:Neff
Product name / Commercial code:KI8816DE1
Product category:Refrigerator
Frost free system:N/A
Installation typology: Full-integrated
Included accessories: 1 x bottle holder in door tray



¹ Scale of Energy Efficiency Classes from A to G

N 90, BUILT-IN FRIDGE, 177.2 X 55.8 CM, SOFT
CLOSE FLAT HINGE
KI8816DE1

Features

- Built-in fridge
- Easy Installation

Performance and Consumption

- EU19_EEK_D: E
- Total Volume : 289 l
- Net Fridge Volume : 289 l
- Net Freezer Volume : 0 l
- Annual Energy Consumption: 150 kWh/a
- Climate Class: SN-ST
- EU19_Fast freezer facility_D
- Noise Level : 37 dB , EU19_Noise emission class_D: C

Functions

- LED with Soft Start in fridge section
- Interior design with metal applications

Design features

- Fixed hinge, SoftClose door - dampens door movement, for smooth and effortless closure
- LED Electronic control
- Automatic defrost fridge
- Super Cooling: automatic deactivation
- Acoustic door open warning indicator

Design features

- 7 safety glass shelves of which Non-adjustable bottom shelf, Easy Access shelf
- BottleFlex Shelf
- 9 door trays, including 0x dairy compartment

Freshness System

- Capacity in 0° C section: 83 l
- 1 FreshSafe 3 0°C drawer with humidity control for optimal freshness; food stays fresh for longer due to two climate zones.
- 2 FreshSafe 3 0°C drawers for optimal freshness; food stays fresh for longer due to two climate zones.

Dimension and installation

- Dimensions: 177.2 cm H x 55.8 cm W x 54.5 cm D
- Niche Dimensions: 177.5 cm H x 56 cm W x 55 cm D

Key features - Fridge section

- Right hinged door, reversible
- Connection value 90 W
- 220 - 240 V

Key features - Freezer section

- 1 x bottle holder in door tray

Included accessories

- KS0B0SZ0, KS1860Z0

Country Specific Options

- Based on the results of the standard 24-hour test. Actual consumption depends on usage/position of the appliance.

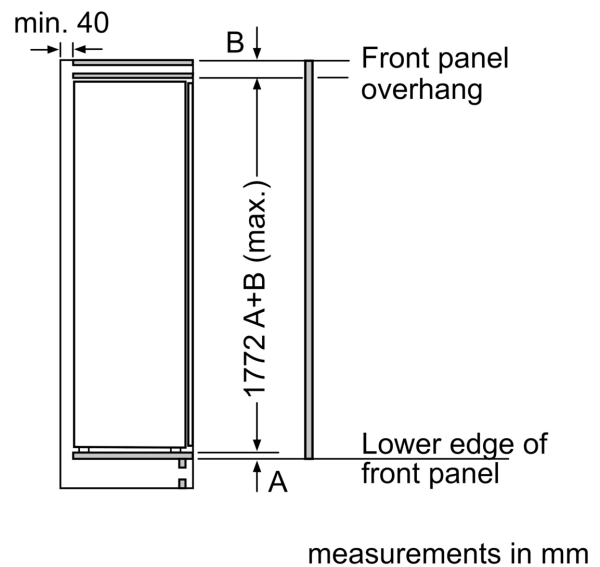
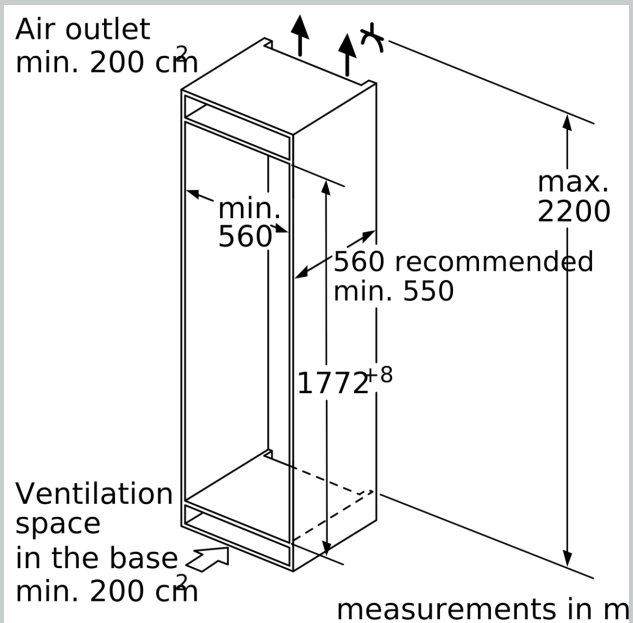
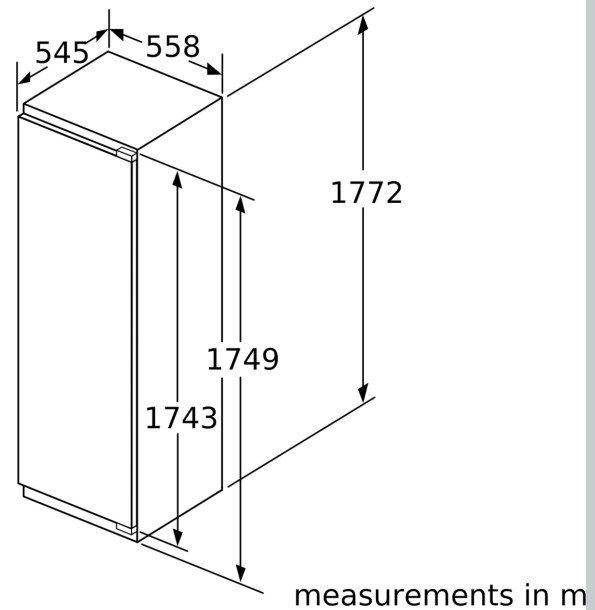
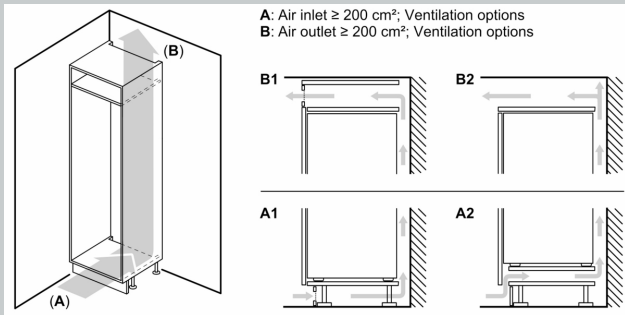
Design features

Dimension and installation

Additional features

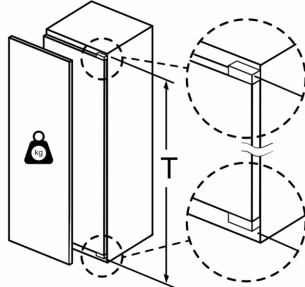
N 90, BUILT-IN FRIDGE, 177.2 X 55.8 CM, SOFT
CLOSE FLAT HINGE
KI8816DE1

Dimensioned drawings



Dimensioned drawings

Maximal permissible weight of the unit fronts

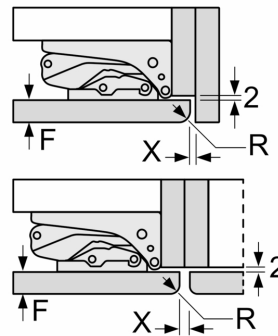


Fitted kitchen unit doors that exceed the permissible weight may cause damage and result in functional impairment of the hinges.

T: Includes height of appliance door Hinges in mm:	undamped hinge, Door in kg:	damped hinge, Door in kg:
1500-1750	22	22

measurements in mm

Recommended gap dimensions for flat hinges



F	R	X
16-19	0-3	2.5
20	0-1	3
	2-3	2.5
21	0-1	3
	2-3	2.5
22	0	4
	1	3.5
	2-3	3

The gap dimensions recommended in the table must be adhered to in order to ensure that appliance doors do not collide with anything when they are opened, and to avoid causing damage to kitchen units.