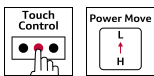



N 70, INDUCTION HOB, 80 CM, BLACK,
T48PD23X0



Induction cooktop with TouchControl.

- ✓ Touch Control – Control your hob with a simple touch.
- ✓ Combi Induction – offers 2 individual induction cooking zones or 1 large combined induction cooking zone.
- ✓ Power Move: change the temperature by sliding your cookware.
- ✓ Power Boost – An extra surge of heat when you need fast results.
- ✓ Induction: heat is generated directly in the cookware for precise cooking that stops instantly when off.

Z943SE0 Set of 2 pots and 1 pan

Product name/family: Cooking zone ceramic
 Built-in / Free-standing: Built-in
 Energy input: Electric
 Number of cooking zones: 5
 Required niche size for installation (HxWxD): 56 x 780-796 x 500-516 mm
 Width of the appliance: 792 mm
 Dimensions: 56x792x512 mm
 Dimensions of the packed product (HxWxD): . 126 x 953 x 603 mm
 Net weight: 16.2 kg
 Gross weight: 16.8 kg
 Residual heat indicator: Separate
 Location of control panel: Front
 Basic surface material: Ceramic
 Color of surface: Black
 Length electrical supply cord: 110.0 cm
 EAN code: 4242004195610
 Voltage: 220-240 V
 Frequency: 50; 60 Hz



*N 70, INDUCTION HOB, 80 CM, BLACK,
T48PD23X0*

Control

- Touch control

Flexibility

- Combi zone
- 5 zone induction hob

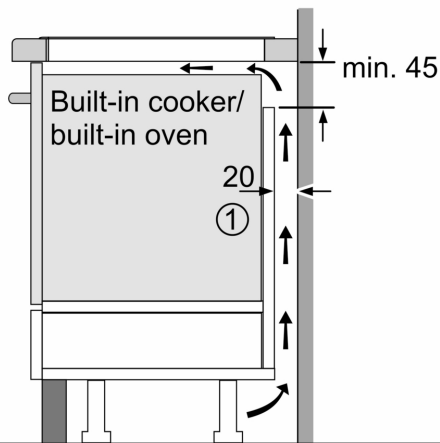
Special features

- Power Boost function for all zones
- Variable 17-stage power settings for each zone
- Digital display of cooking levels
- 2 stage residual heat indicators
- Timer with automatic shut off for all zones
- LED timer for each zone with switch off function and acoustic signal
- ReStart function
- Automatic pan recognition
- Safety cut out facility Control panel lock Control panel suspension
- Keep warm function
- Energy consumption display

Technical information

- Cooking zones: 1 x Ø 180 mm, 1.8 KW (max. Power levels 3.1 KW) Induction; 1 x Ø 145 mm, 1.4 KW (max. Power levels 2.2 KW) Induction; 1 x Ø 240 mm, 2.2 KW (max. Power levels 3.7 KW) Induction; 1 x Ø 210 mm, 2.2 KW (max. Power levels 3.7 KW) Induction; 1 x Ø 210 mm, 2.2 KW (max. Power levels 3.7 KW) Induction
- Measurement: (H/B/T) 56 x 792 x 512 mm
- Installation dimensions: (ID/W/D) 56 mm x 780 mm x 500 mm
- 80 cm width
- Length wire connection: 110 cm
- Main switch
- Min. worktop thickness: 30 mm
- Output 7400 W
- Cable included in packaging

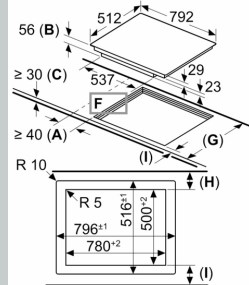
N 70, INDUCTION HOB, 80 CM, BLACK,
T48PD23X0



① Ventilation gap must be present

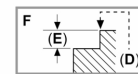
All measurements in mm

measurements in mm

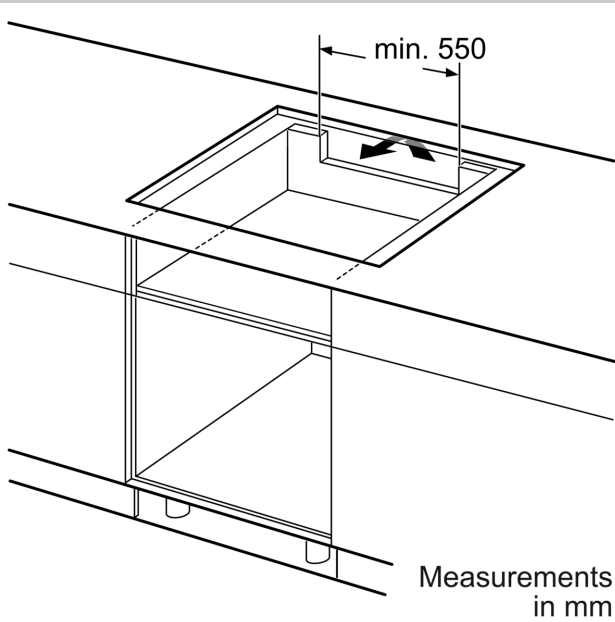


- A: Minimum distance from the hob cut-out to the wall.
- B: Recessed depth
- C: The clearance between the surface of the worktop and the top of the front of the oven must be 30 mm. See space requirements for the oven.
- D: Max. 1 chamfer
- E: $6.5^{+0.5}$

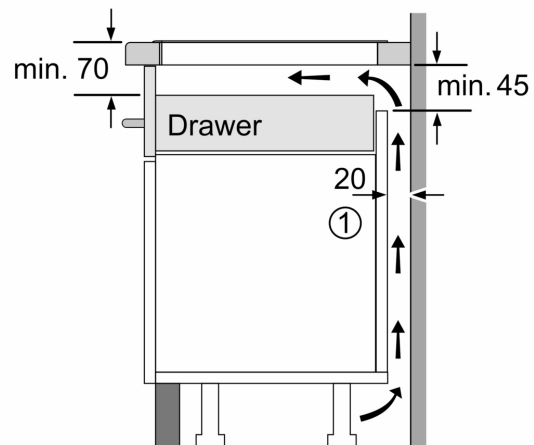
The worktop into which the hob is installed must withstand loads of approx. 60 kg; suitable substructures must be used if required.



G	H	I
585-600	50	≥ 35
> 600	≥ 50	≥ 50



Measurements in mm



① Ventilation gap must be present.

Measurement in mm