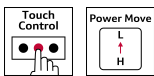



N 70, INDUCTION HOB, 80 CM, BLACK,  
T48PD23X2



Optional accessories

Z9404SE0	4 pieces Set
Z9406SE0	6 pieces Set
Z9410ES0	Espresso maker 4 cups
Z9428FE0	Iron pan Ø 18 / 28 cm
Z943SE0	Set of 2 pots and 1 pan

Induction cooktop with TouchControl.

- ✓ Touch Control – Control your hob with a simple touch.
- ✓ Combi Induction: combine two circular cooking zones when using large cookware.
- ✓ Power Move: change the temperature by sliding your cookware.
- ✓ Power Boost – An extra surge of heat when you need fast results.
- ✓ Induction: heat is generated directly in the cookware for precise cooking that stops instantly when off.

Features

Technical Data

Product name/family: ..... Cooking zone ceramic  
 Built-in / Free-standing: ..... Built-in  
 Energy input: ..... Electric  
 Number of cooking zones: ..... 5  
 Width of the appliance: ..... 792 mm  
 Dimensions: ..... 51 x 792 x 512 mm  
 Dimensions of the packed product (HxWxD): . 126 x 953 x 608 mm  
 Net weight: ..... 12.9 kg  
 Gross weight: ..... 16.6 kg  
 Residual heat indicator: ..... Separate  
 Location of control panel: ..... Front  
 Basic surface material: ..... Ceramic  
 Color of surface: ..... Black  
 Length electrical supply cord: ..... 110.0 cm  
 EAN code: ..... 4242004232858  
 Voltage: ..... 220-240 V  
 Frequency: ..... 50; 60 Hz



4 242004 232858

N 70, INDUCTION HOB, 80 CM, BLACK,  
T48PD23X2

## Features

### Design

- 792 mm
- Flushline

### Control

- Touch control

### Flexibility

- Combi zone
- MoveMode: 2-steps
- 5 zone induction hob

### Special features

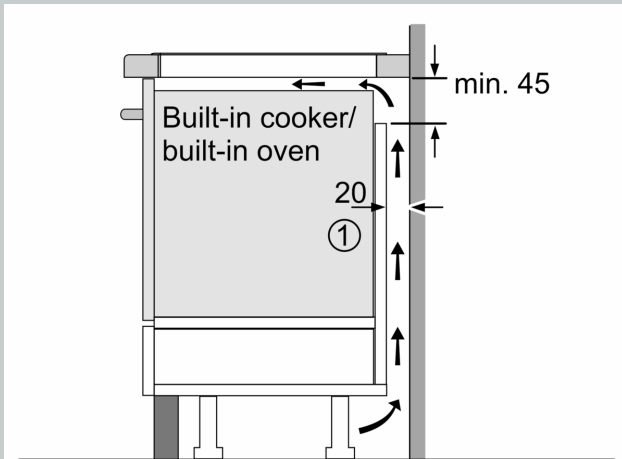
- Power Boost function for all zones
- Variable 17-stage power settings for each zone
- Digital display of cooking levels
- 2 stage residual heat indicators
- Timer with automatic shut off for all zones
- LED timer for each zone with switch off function and acoustic signal
- QuickStart function
- ReStart function
- Automatic pan recognition
- Safety cut out facility Control panel lock Control panel suspension
- Keep warm function
- Energy consumption display

### Technical information

- Cooking zones: 1 x Ø 180 mm, 1.8 KW (max. Power levels 3.1 KW)  
Induction; 1 x Ø 145 mm, 1.4 KW (max. Power levels 2.2 KW)  
Induction; 1 x Ø 240 mm, 2.2 KW (max. Power levels 3.7 KW)  
Induction; 1 x Ø 190 mm, 2.2 KW (max. Power levels 3.7 KW)  
Induction; 1 x Ø 190 mm, 2.2 KW (max. Power levels 3.7 KW)  
Induction
- Measurement: (H/B/T) 51 x 792 x 512 mm
- 80 cm width
- Connection cable 110 cm
- Main switch
- Min. worktop thickness: 16 mm
- Output 7400 W
- Cable included in packaging
- For installation in stone, granitic or synthetic worktops. Other worktop materials require a suitability check with the worktop manufacturer.

N 70, INDUCTION HOB, 80 CM, BLACK,  
T48PD23X2

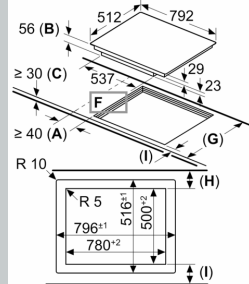
Dimensioned drawings



①  
Ventilation gap must  
be present

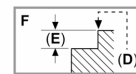
All measurements in mm

measurements in mm

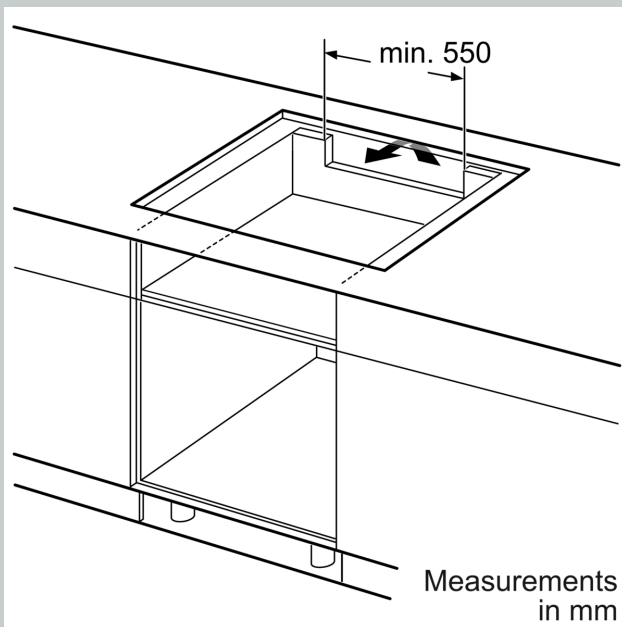


- A: Minimum distance from the hob cut-out to the wall.
- B: Recessed depth
- C: The clearance between the surface of the worktop and the top of the front of the oven must be 30 mm. See space requirements for the oven.
- D: Max. 1 chamfer
- E: 6.5<sup>+0.5</sup>

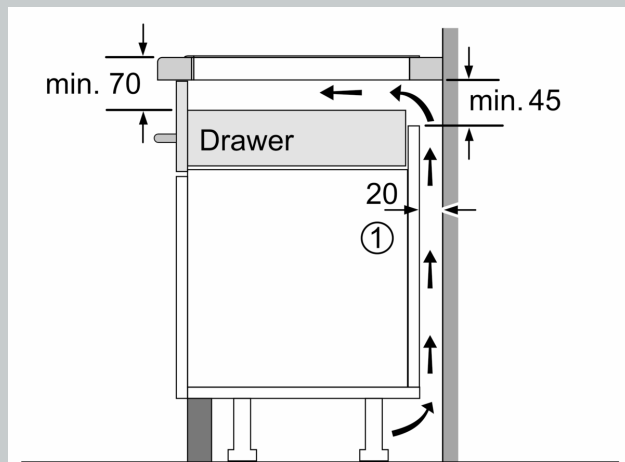
The worktop into which the hob is installed must withstand loads of approx. 60 kg; suitable substructures must be used if required.



G	H	I
585-600	50	≥ 35
> 600	≥ 50	≥ 50



Measurements  
in mm



①  
Ventilation gap must  
be present.

Measurement in mm