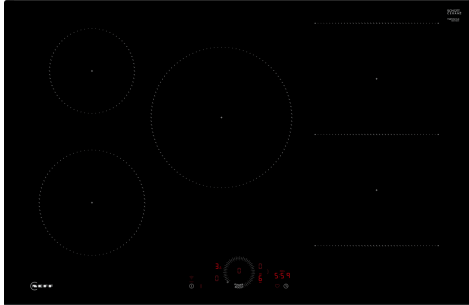


N 70, INDUCTION HOB, 80 CM, BLACK,  
T58FHW1L0



Optional accessories

Z1365WX0	Wireless food thermometer
Z9404SE0	4 pieces Set
Z9406SE0	6 pieces Set
Z9410ES0	Espresso maker 4 cups
Z9428FE0	Iron pan Ø 18 / 28 cm
Z943SE0	Set of 2 pots and 1 pan

Standalone Combi Induction hob with Twist Touch® control.

- ✓ Twist Touch®: control your hob with a twist of your finger.
- ✓ Combi Induction: combine two circular cooking zones when using large cookware.
- ✓ Home Connect: monitor your hob via the app.
- ✓ Smart Hood Automatic: the matching hood automatically adjusts to your hob settings while cooking.

Features

Technical Data

Product name/family: ..... Cooking zone ceramic  
 Built-in / Free-standing: ..... Built-in  
 Energy input: ..... Electric  
 Number of cooking zones: ..... 5  
 Min. required niche size for installation (HxWxD): .. 51 x 750-750 x 490-500 mm  
 Width of the appliance: ..... 802 mm  
 Dimensions: ..... 51 x 802 x 522 mm  
 Dimensions of the packed product (HxWxD): . 126 x 953 x 608 mm  
 Net weight: ..... 12.6 kg  
 Gross weight: ..... 16.3 kg  
 Residual heat indicator: ..... Separate  
 Location of control panel: ..... Front  
 Basic surface material: ..... Ceramic  
 Color of surface: ..... Black  
 Length electrical supply cord: ..... 110.0 cm  
 EAN code: ..... 4242004273059  
 Voltage: ..... 220-240 V  
 Frequency: ..... 50; 60 Hz



## N 70, INDUCTION HOB, 80 CM, BLACK, T58FHW1L0

### Features

- 80 cm: space for 5 pots or pans.

#### Flexibility of cooking zones

- Combi zone
- : use bigger cookware by connecting two classic cooking zones into one large zone.
- Cooking zone front left: 180 mm, 2 KW (max. power 3.1 KW)
- Cooking zone rear left: 145 mm, 1.6 KW (max. power 2.2 KW)
- Cooking zone middle: 240 mm, 2.5 KW (max. power 3.7 KW)
- Cooking zone rear right: 190 mm, 210 mm , 2.5 KW (max power 3.7 KW)
- Cooking zone front right: 190 mm, 210 mm, 2.5 KW (max. power 3.7 KW)

#### Usage convenience

- Multitouch+: directly control the power with the imprinted touch ring.
- yes: directly access favourite functions with a configurable button (available with connected Home Connect account).
- Variable 17-stage power settings for each zone: precisely adapt the heat with 17 power levels (9 main levels and 8 intermediate levels).
- Switch-off timer: switches off the cooking zone at the end of the time set (e.g. for boiled eggs).
- alternative: an alarm sounds at the end of the time set (e.g. for pasta).
- Sound volume adaptable to personal preference and needs.

#### Time saving & efficiency

- Power Boost function for all zones
- : boil water faster thanks to 50% more energy than at the highest standard level.
- QuickStart function: when switching on, the hob automatically selects the cooking zone with cookware (when placed on a zone whilst the hob is off).
- ReStart function: in case of unintentional switch-off, this feature restores all previous settings by switching on the hob again within 4 seconds.

#### Connectivity

- Home Connect with Remote Monitoring: check if the hob is switched off even when not at home, and find recipes or additional functions in the Home Connect app.
- Hob Hood Control - hood control (with Wi-Fi enabled hood): automatically activates the hood when cooking, thanks to the WiFi connection of hob and suitable hood.
- yes, after software update: hood automatically adapts fan speed thanks to hob continuously providing cooking data (with matching hood and connected Home Connect account).
- via MyButton: open up the smart universe from your cooktop (partner service required). via MyButton: open up the smart universe from your cooktop (partner service required).
- Updateable appliance (available with connected Home Connect account): keep appliance always up to date with latest status of software. Updateable appliance (available with connected Home Connect account): keep appliance always up to date with latest status of software.

#### Design

- Bevelled front edge

#### Safety

- 2 stage residual heat indicators: indicates which cooking zones are

still hot or warm.

- Control panel lock: prevent unintended activation of the hob.
- pause function: pause the heating process, e.g to answer the door.
- Main switch: switch off all cooking zones at the touch of a button.
- Safety cut out facility: for safety reasons, heating stops after a preset time if not used (possible to customise).

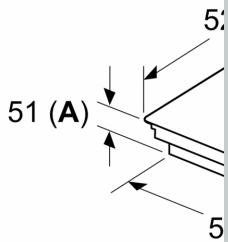
#### Installation

- Dimensions of the product (HxWxD mm): 51 x 802 x 522
- Required niche size for installation (HxWxD mm) : 51 x 750 x (490 - 500)
- Min. worktop thickness: 16 mm
- Connected load: 7.4 KW
- 4.6kW power output (20A); current management options for 16A, 13A or 10A connection: limit the maximum power if needed (depends on fuse protection of electric installation).

N 70, INDUCTION HOB, 80 CM, BLACK,  
T58FHW1L0

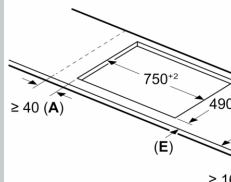
Dimensioned drawings

Measurements in mm



**A:** Recessed depth

Measurements in mm



C	D	E
585-600	50	≥ 35
> 600	≥ 50	≥ 50

