


*N 90, INDUCTION HOB, 90 CM, BLACK,
T59TF6RN0*



Z9401FF0 Flex Pan, large, Z9401TY0 Teppan Yaki, Z9403FF0 Flex Pan set, 3 pcs., Z9404FF0 Flex Pan set, 4 pcs., Z9404SE0 4 pieces Set, Z9406SE0 6 pieces Set, Z9410ES0 Espresso maker 4 cups, Z9410X1 Stainless Steel roaster with glas lid, Z9415X1 Steaming Rack for Stainless Steel roaste, Z9416X2 Griddle Plate, Z9417X2 Teppan Yaki (large), Z9428FE0 Iron pan Ø 18 / 28 cm, Z943SE0 Set of 2 pots and 1 pan, Z9451X0 System pan diameter 15 cm, Z9453X0 System pan diameter 21 cm, Z9914X0 Connecting strip

FlexInduction Hob with TFT touch-display.

- ✓ TFT Display – Vivid images help you find your functions with ease.
- ✓ Flex Induction: flexible cooking zones and automatic cookware detection.
- ✓ Power Move – Just slide your cookware to adjust the temperature.
- ✓ Power Boost – An extra surge of heat when you need fast results.
- ✓ Induction: heat is generated directly in the cookware for precise cooking that stops instantly when off.

Product name/family: Cooking zone ceramic
Built-in / Free-standing: Built-in
Energy input: Electric
Number of cooking zones: 5
Min. required niche size for installation (HxWxD): .. 51 x 880-880 x 490-500 mm
Width of the appliance:918 mm
Dimensions: 51x918x546 mm
Dimensions of the packed product (HxWxD): 126 x 1073 x 608 mm
Net weight: 18.8 kg
Gross weight: 22.5 kg
Residual heat indicator:Separate
Location of control panel: Front
Color of surface:Black, Stainless steel
Color of frame:Stainless steel
Length electrical supply cord: 110.0 cm
EAN code:4242004211464
Voltage: 220-240 V
Frequency: 60; 50 Hz



N 90, INDUCTION HOB, 90 CM, BLACK, T59TF6RNO

Design

- Ceramic glass on stainless steel trim
- 90 cm: space for 5 pots or pans.

Flexibility of cooking zones

- 3 Flex Induction zones: use cookware of any shape or size anywhere within the 40cm long zone.
- Cooking zone front left: 240 mm, 200 mm, 2.2 KW (max. power 3.7 KW)
- Cooking zone rear left: 240 mm, 200 mm, 2.2 KW (max. power 3.7 KW)
- Cooking zone middle: 300 mm, 240 mm, 2.6 KW (max. power 3.7 KW)
- Cooking zone rear right: 240 mm, 200 mm, 2.2 KW (max power 3.7 KW)
- Cooking zone front right: 240 mm, 200 mm, 2.2 KW (max. power 3.7 KW)

Usage convenience

- FullTouch TFT Display: easily operate the hob using the touch display and explore all available functions thanks to full-text information and images.
- Variable 17-stage power settings for each zone: precisely adapt the heat with 17 power levels (9 main levels and 8 intermediate levels).
- Keep warm function: Keep Warm Function: keep dishes warm at preset low power level.
- Timer with automatic shut off for all zones
- : switches off the cooking zone at the end of the time set (e.g. for boiled eggs).
- LED timer for each zone with switch off function and acoustic signal
- : an alarm sounds at the end of the time set (e.g. for pasta).
- Count up timer
- : shows how much time has passed since starting the timer (e.g. for potatoes).

Time saving & efficiency

- Power Boost function for all zones
- : boil water faster thanks to 50% more energy than at the highest standard level.
- PanBoost: heat up pans faster than at the highest standard level while protecting the pan coating.
- PowerMove with 3 levels: increase or decrease the power level simply by moving the pot forwards or backwards.
- PowerTransfer: when moving a pot to a different cooking zone, this feature transfers all previous settings to the new zone at the touch of a button.
- QuickStart function: when switching on, the hob automatically selects the cooking zone with cookware (when placed on a zone whilst the hob is off).
- ReStart function: in case of unintentional switch-off, this feature restores all previous settings by switching on the hob again within 4 seconds.

Cooking assistance

- Dish categories - Use TFT Control to assist in cooking dishes to perfection: easily find the right temperature setting for a certain

dish in the touch display.

- 5 frying levels: prevents overcooking with the automatic temperature regulation of the integrated sensor.

Connectivity

- Home Connect with Remote Monitoring: check if the hob is switched off even when not at home, and find recipes or additional functions in the Home Connect app.
- Hob Hood Control - hood control (with Wi-Fi enabled hood): automatically activates the hood when cooking, thanks to the WiFi connection of hob and suitable hood.

Safety

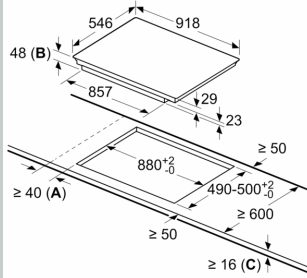
- 2 stage residual heat indicators: indicates which cooking zones are still hot or warm.
- Control panel lock: prevent unintended activation of the hob.
- Control panel suspension: wipe overboiled liquids without unintentionally changing settings (blocking all touch buttons for 30 seconds).
- Main switch: switch off all cooking zones at the touch of a button.
- Safety cut out facility: for safety reasons, heating stops after a preset time if not used.
- Energy consumption display: shows the electricity consumption of the last cooking process.

Installation

- Dimensions of the product (HxWxD mm): 51 x 918 x 546
- Required niche size for installation (HxWxD mm) : 51 x 880 x (490 - 500)
- Min. worktop thickness: 16 mm
- Connected load: 11.1 KW
- Power cord: 1.1 m, Cable included in packaging

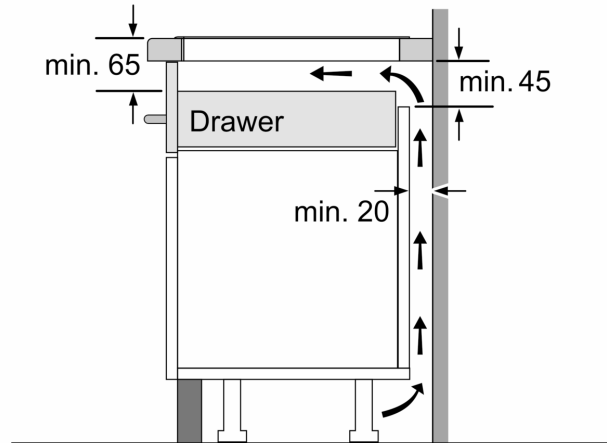
*N 90, INDUCTION HOB, 90 CM, BLACK,
T59TF6RN0*

measurements in mm

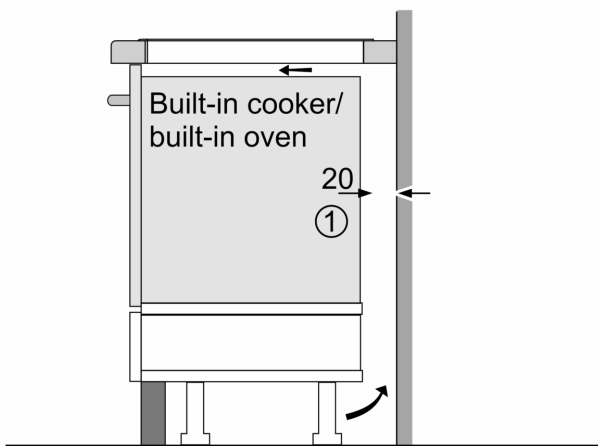


- A:** Minimum distance from the hob cut-out to the wall.
B: Recessed depth
C: The clearance between the surface of the worktop and the top of the front of the oven must be 30 mm. See space requirements for the oven.

The worktop into which the hob is installed must withstand loads of approx. 60 kg; suitable substructures must be used if required.



Measurements in mm



- ① Ventilation gap must be present.

Measurements in mm

