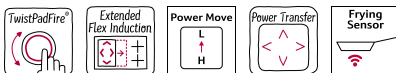
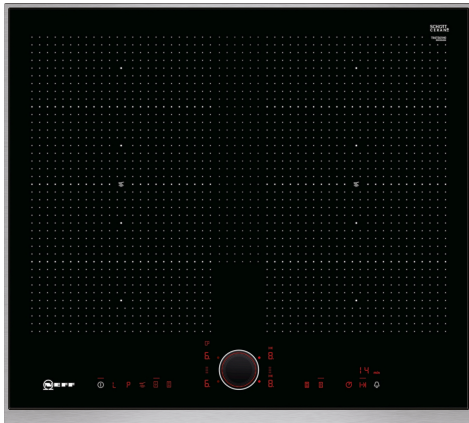


*N 90, FLEX INDUCTION HOB, 60 CM, BLACK,
SURFACE MOUNT WITH FRAME
T66TS61N0*



Optional accessories

Z9401FF0 Flex Pan, large, Z9401TY0 Teppan Yaki, Z9403FF0 Flex Pan set, 3 pcs., Z9404FF0 Flex Pan set, 4 pcs., Z9404SE0 4 pieces Set, Z9406SE0 6 pieces Set, Z9410ES0 Espresso maker 4 cups, Z9410X1 Stainless Steel roaster with glas lid, Z9415X1 Steaming Rack for Stainless Steel roaste, Z9416X2 Griddle Plate, Z9417X2 Teppan Yaki (large), Z9428FE0 Iron pan Ø 18 / 28 cm, Z943SE0 Set of 2 pots and 1 pan, Z9451X0 System pan diameter 15 cm, Z9453X0 System pan diameter 21cm, Z9455X0 System pan diameter 28 cm, Z9914X0 Connecting strip

FlexInduction Hob with TwistPad control.

- ✓ TwistPadFire® – our removable, magnetic, illuminated control dial that gives you precise control over all cooking zones.
- ✓ Extended Flex Induction – additional flex zone for even greater flexibility and ideal for bigger pots and roasters.
- ✓ Power Move – the flex zone offers three heating zones: boiling in front, simmering in the middle and warming in the rear.
- ✓ Power Transfer – when you reposition a pot, your settings automatically follow the cookware.
- ✓ Frying Sensor – with 5 selectable temperature settings it monitors the set temperature and holds it steady.

Features

Technical Data

Product name/family: Cooking zone ceramic
Built-in / Free-standing: Built-in
Energy input: Electric
Number of cooking zones: 4
Required niche size for installation (HxWxD): 51 x 560-560 x 490-500 mm
Width of the appliance: 606 mm
Dimensions: 51x606x546 mm
Dimensions of the packed product (HxWxD): . 126 x 753 x 603 mm
Net weight: 15.1 kg
Gross weight: 17.4 kg
Residual heat indicator: Separate
Location of control panel: Front
Basic surface material: Ceramic
Color of surface: Black, Stainless steel
Color of frame: Stainless steel
Length electrical supply cord: 110.0 cm
EAN code: 4242004191704
Voltage: 220-240 V
Frequency: 50; 60 Hz



N 90, FLEX INDUCTION HOB, 60 CM, BLACK,
SURFACE MOUNT WITH FRAME
T66TS61N0

Features

Control

- TwistPad® Fire
- Frying Sensor: 5 frying levels

Flexibility

- 2 Flex Induction Zones with extended flex
- 4 zone induction hob
- PowerTransfer

Special features

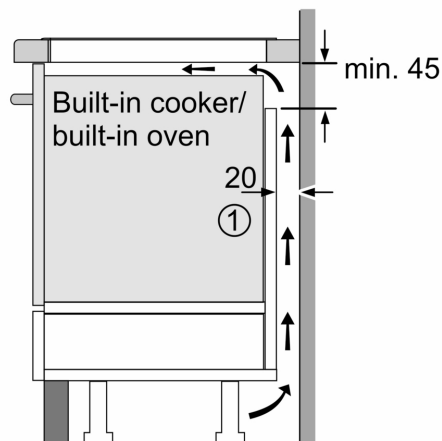
- Power Boost function for all zones
- PanBoost
- Variable 17-stage power settings for each zone
- Digital display of cooking levels
- 2 stage residual heat indicators
- Timer with automatic shut off for all zones
- LED timer for each zone with switch off function and acoustic signal
- Count up timer
- ReStart function
- Automatic pan recognition
- Safety cut out facility
- Control panel lock
- Control panel suspension
- Keep warm function
- Energy consumption display

Technical information

- Cooking zones: 1 x Ø 380 mmx230 mm, 3.3 KW (max. Power levels 3.7 KW) Induction or 2 x Ø 190 mm, 2.2 KW (max. Power levels 3.7 KW) Induction; 1 x Ø 380 mmx230 mm, 3.3 KW (max. Power levels 3.7 KW) Induction or 2 x Ø 190 mm, 2.2 KW (max. Power levels 3.7 KW) Induction
- Measurement: (H/B/T) 51 x 606 x 546 mm
- Installation dimensions: (ID/W/D) 51 mm x 560 mm x 490 mm
- 60 cm width
- Length wire connection: 110 cm
- Main switch
- Min. worktop thickness: 16 mm
- Output 7400 W
- Cable included in packaging

N 90, FLEX INDUCTION HOB, 60 CM, BLACK,
SURFACE MOUNT WITH FRAME
T66TS61N0

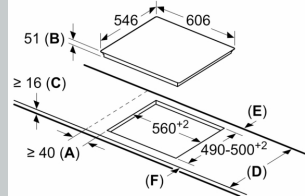
Dimensioned drawings



①
Ventilation gap must
be present

All measurements in mm

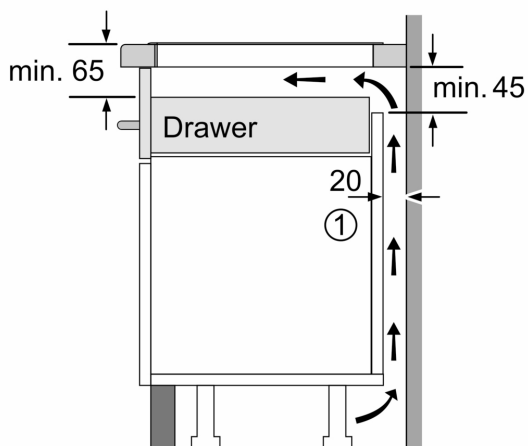
measurements in mm



A: Minimum distance from the hob cut-out to the wall.
B: Recessed depth.
C: The clearance between the surface of the worktop and the top of the front of the oven must be 30 mm. See space requirements for the oven.

The worktop into which the hob is installed must withstand loads of approx. 60 kg; suitable substructures must be used if required.

| D | E | F |
|---------|------|------|
| 585-600 | 50 | ≥ 35 |
| > 600 | ≥ 50 | ≥ 50 |



①
Ventilation gap must
be present.

Measurements in mm