

*N 90, FULLY AUTOMATIC ESPRESSO MACHINE,
GRAPHITE-GREY, REMOVABLE WATER TANK
CL4TT11G0*



- ✓ Premium 6.8" Full Touch TFT Display - Easy to use and intuitive interface for maximum comfort and control.
- ✓ Coffee World - brew international coffee specialties in the comfort of your own kitchen.
- ✓ Aroma Select - an aroma profile to match your defined palate.
- ✓ Auto Milk Clean - say goodbye to worry and work and hello to a clean system after every drink.
- ✓ Home Connect – Discover smart home appliances that make everyday life easier

Features

Technical Data

Built-in / Free-standing: Built-in
 Frothing nozzle: No
 Display: Yes
 Water protection system: No
 Portion sizes: All cups
 Dimensions: 455x596x385 mm
 Dimensions of the packed product (HxWxD): . 540 x 560 x 670 mm
 Required niche size for installation (HxWxD):449x558x376 mm
 EAN code:4242004263647
 Fuse protection:10 A
 Voltage:220-240 V
 Frequency:50/60 Hz
 Plug type:Gardy plug w/ earthing



N 90, FULLY AUTOMATIC ESPRESSO MACHINE, GRAPHITE-GREY, REMOVABLE WATER TANK CL4TT11G0

Features

Flavour

- up to 29 different coffee specialties (within appliance and Home Connect app)
- warm milk, milk froth and hot water function
- aromaSelect – 3 different aroma profiles (mild-balanced-distinctive)
- adjustable milk ratio for classic milk-mix beverages
- intelligent strength adjustment – adaptive coffee management based on strength and size
- aromaDouble Shot – less bitterness in large beverages due to two brewing processes

Convenience

- Favorites: save up to 30 personalised beverages
- height adjustable beverage outlet (up to 15 cm (max) high glasses)
- 2.4 l removable water tank

Performance

- ceramDrive – high-quality grinder made of wear-resistant ceramic
- water pump with 19 bar pressure

Hygiene

- autoMilk Clean – automatic steam cleaning after every drink
- calc'nClean – combined descaling and cleaning program for less effort
- removable brewing unit – for easy and hygienic cleaning
- dishwasher-proof: beverage outlet, drip tray and drip pans
- automatic reminder for cleaning, descaling or water filter change

Home Connect

- remote control – operate your appliance from everywhere
- additional coffee know-how
- software update – always the newest software status
- online support
- Security: Security is of top priority at Home Connect. The Home Connect app has been tested and certified by TÜV IT. And the encrypted data transfer via Home Connect protocol protects against unauthorised access.
- integrated 0,7 l milk container
- 500 g bean container with aroma protection lid
- adjustable grinding degree (multi-level)
- child lock

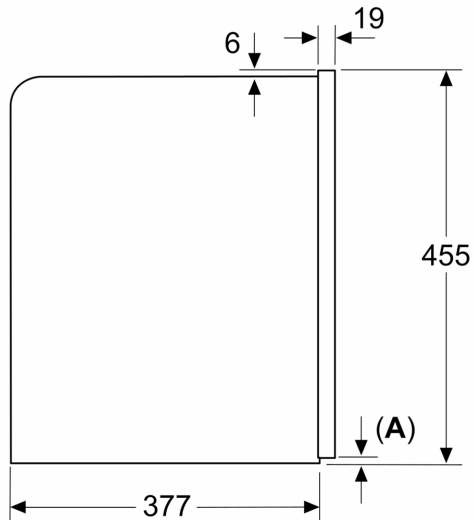
Accessories

- included accessories: 1 x test strip

N 90, FULLY AUTOMATIC ESPRESSO MACHINE,
GRAPHITE-GREY, REMOVABLE WATER TANK
CL4TT11G0

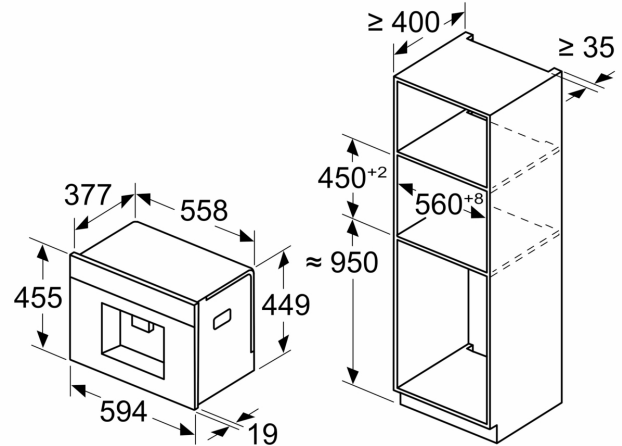
Dimensioned drawings

Measurements in mm



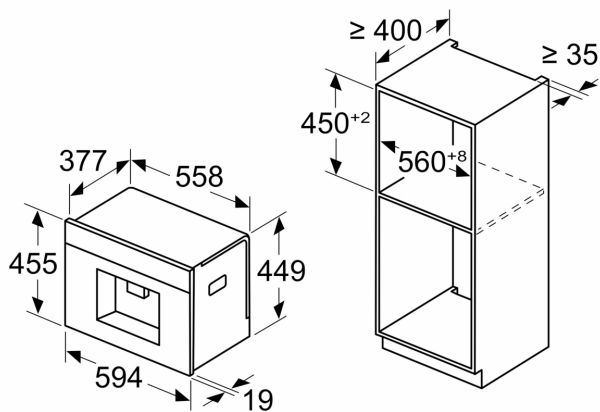
A: 7.5 mm

Measurements in mm



Bean and water containers are removed from the front
Recommended installation height
950–1450 mm

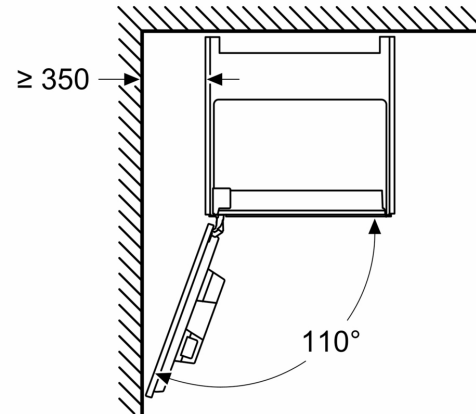
Measurements in mm



Bean and water containers are removed from the front
Recommended installation height
950–1450 mm

Measurements in mm

Left corner installation



If using the 92° hinge limiter, the min. distance to the wall is only 100 mm

Dimensioned drawings

Measurements in mm

