

N 50, 71.2 X 55.8 CM, FLAT HINGE
G1113F30



Included accessories

2 x cold accumulator, 1 x ice cube tray

Optional accessories

KU1213Z0 Attachment door, stainless steel

This built-in freezer helps to defrost faster, comes with a malfunction warning signal and consumes very low energy only.

✓ Low Frost – Reduces frost in the freezer compartment for faster defrosting

Features

Technical Data

Thermometer freeze section: Not applicable
Light: No
Product category: Upright freezer
Built-in / Free-standing: Built-in
Door panel options: Not possible
Frost free system: Not applicable
Height of the appliance: 712 mm
Width of the appliance: 558 mm
Depth: 545 mm
Dimensions of the packed product (HxWxD): . 790 x 620 x 640 mm
Net weight: 37.8 kg
Gross weight: 38.5 kg
Connection Rating: 90 W
Fuse protection: 10 A
Frequency: 50 Hz
Length electrical supply cord: 230.0 cm
Door hinge: Right reversible
Defrost: manual
Warning signal / malfunction: Both visual and audible
Door lock: No
Number of drawers/baskets (Stck): 3
Number of freezing flaps (Stck): 0
EAN code: 4242004204886
Brand: Neff
Product name / Commercial code: G1113F30
Product category: Upright freezer
Included accessories: 2 x cold accumulator, 1 x ice cube tray



¹ Scale of Energy Efficiency Classes from A to G

*N 50, 71.2 X 55.8 CM, FLAT HINGE
G11113F30*

Features

Performance and Consumption

- Energy Efficiency Class: A++
- Energy consumption: 144 kWh kWh/yr.
- Total net capacity: 72 litres
- Noise level dB(A) re 1 pW: 36

Additional features

- Fixed hinge
- SuperFreeze functions with automatic deactivation
- Electronic control (LED chain)
- Freezer malfunction warning signal: optical, acoustical
- Net freezer capacity: 72 litres
- Freezing capacity in 24 hours: 8 kg
- Maximum freezer storage time in power failure: 21 hours
- 3 freezer drawers
- Right hinged door, reversible
- Climate class SN-T (suitable for ambient temperatures between 10 to 43°C)
- Connection value 90 W
- 220 - 240 V

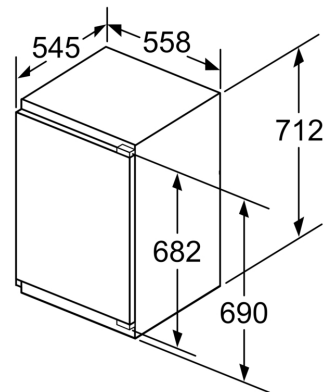
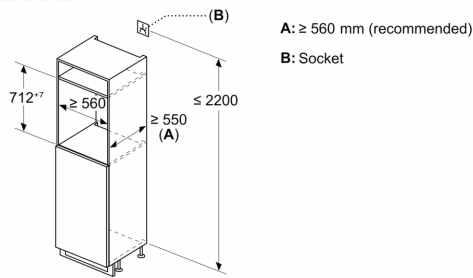
Dimension and installation

- Dimensions: 71.2 cm H x 55.8 cm W x 54.5 cm D
- Niche Dimensions: 72 cm H x 56 cm W x 55 cm D
- cold accumulator, ice cube tray
- Gross capacity, total: 73 l
- **** freezer (-18°C and below)
- Based on the results of the standard 24-hour test. Actual consumption depends on usage/position of the appliance.

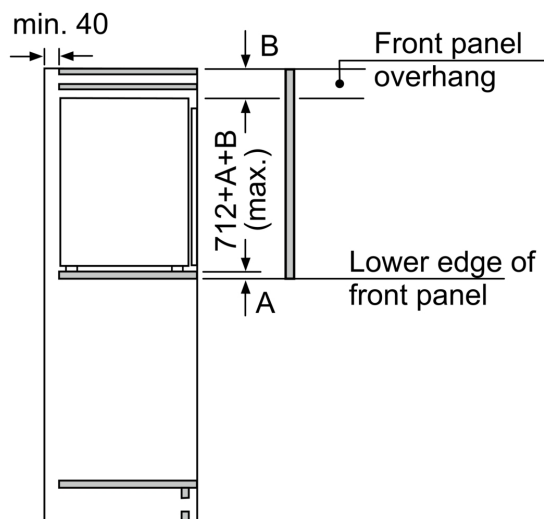
*N 50, 71.2 X 55.8 CM, FLAT HINGE
G11113F30*

Dimensioned drawings

Measurements in mm



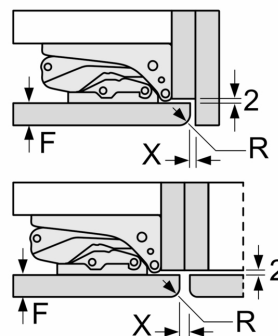
measurements in mm



measurements in mm

measurements in mm

Recommended gap dimensions for flat hinges



F	R	X
16-19	0-3	2.5
20	0-1	3
	2-3	2.5
21	0-1	3
	2-3	2.5
22	0	4
	1	3.5
	2-3	3

The gap dimensions recommended in the table must be adhered to in order to ensure that appliance doors do not collide with anything when they are opened, and to avoid causing damage to kitchen units.