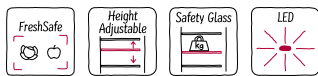


N 30, BUILT-IN FRIDGE, 102.5 X 56 CM, FLAT HINGE K1536XFF0



Included accessories

1 x egg tray

Optional accessories

KSGG0MZ0 Butter box

This built-in refrigerator keeps produce at its freshest with very low energy consumption.

- ✓ Fresh Safe – Fridge drawer for flexible storage of your fresh fruit and vegetables.
- ✓ Adjustable Glass Shelves – Height adjustable shelves create the space you need for inspiring dishes in your fridge
- ✓ Our safety glass shelves happily shoulder generous loads of delicacies in your fridge
- ✓ LED Light – Illuminate your fridge with long-life LEDs.

Features

Technical Data

Energy Efficiency Class:F
Average annual energy consumption in kilowatt hour per year (kWh/a): 123 kWh/annum
Sum of volume of frozen compartments: 0 l
Sum of volume of chill compartments: 181 l
Airborne acoustical noise emissions : 37 dB(A) re 1 pW
Airborne acoustical noise emission class: C
Built-in / Free-standing: Built-in
Door panel options: Not possible
Height: 1021 mm
Width of the appliance: 541 mm
Depth: 542 mm
Min. required niche size for installation (HxWxD): .. 1025.0 x 560 x 550 mm
Net weight: 34.4 kg
Connection Rating: 90 W
Fuse protection: 10 A
Door hinge: Right reversible
Voltage: 220-240 V
Frequency: 50 Hz
Length electrical supply cord: 230.0 cm
Number of compressors: 1
Number of independent cooling systems: 1
Interior ventilator: No
Reversible Door Hinge: Yes
Number of Adjustable Shelves in fridge compartment: 4
Shelves for Bottles: No
EAN code: 4242004246640
Brand: Neff
Product name / Commercial code: K1536XFF0
Product category: Refrigerator
Frost free system: No
Installation typology: Full-integrated
Included accessories: 1 x egg tray



4 242004 246640

N 30, BUILT-IN FRIDGE, 102.5 X 56 CM, FLAT HINGE K1536XFF0

Features

Performance and Consumption

Functions

- Bright interior LED fridge light
- Fixed hinge
- Easy clean interior

Design features

- Electronic control (LED chain)
- Single cooling circuit
- Automatic defrost fridge

Design features

- 5 safety glass shelves in fridge compartment of which 4 are height adjustable
- 4 removable door storage compartments.

Freshness System

- 1 FreshSafe drawer- The ideal place to store your fruit and vegetables safely.

Dimension and installation

- Niche Dimensions: 102.5 cm H x 56 cm W x 55 cm D
- Dimensions: 102.1 cm H x 54.1 cm W x 54.2 cm D

Key features - Fridge section

- Right hinged door, reversible
- Connection value 90 W
- 220 - 240 V

Key features - Freezer section

- K1536XFF0

Country Specific Options

- Based on the results of the standard 24-hour test. Actual consumption depends on usage/position of the appliance.

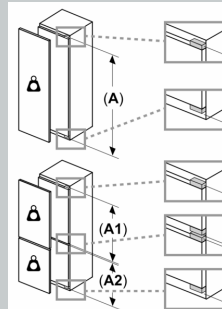
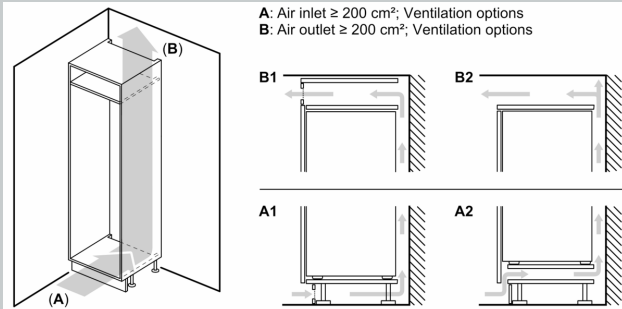
Design features

Dimension and installation

Additional features

N 30, BUILT-IN FRIDGE, 102.5 X 56 CM, FLAT HINGE K1536XFF0

Dimensioned drawings



Maximal permissible weight of the unit fronts

Fitted unit fronts that exceed the permissible weight may cause damage and result in functional impairment of the hinges

Δ Weight

A: Appliance door height including hinges in mm

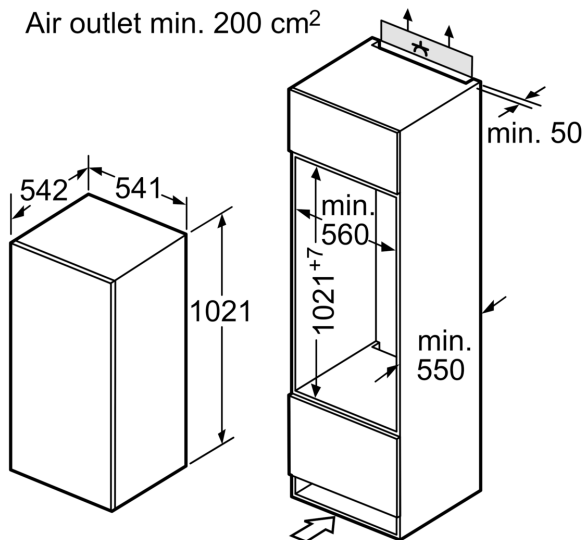
B: Undamped hinge, unit front in kg

C: Damped hinge, unit front in kg

D: Additional possible load in kg with heavy load kit

A	B	C	D
1500-1750	22	22	
720-1400	19	19	B+5 / C+5
A1	15	19	
A2	15	19	

Air outlet min. 200 cm^2

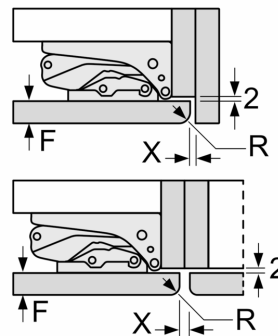


Ventilation space in the base
min. 200 cm^2

measurements in mm

measurements in mm

Recommended gap dimensions for flat hinges



F	R	X
16-19	0-3	2.5
20	0-1	3
	2-3	2.5
21	0-1	3
	2-3	2.5
22	0	4
	1	3.5
	2-3	3

The gap dimensions recommended in the table must be adhered to in order to ensure that appliance doors do not collide with anything when they are opened, and to avoid causing damage to kitchen units.