

*N 50, BUILT-IN FRIDGE-FREEZER WITH FREEZER
AT BOTTOM, 177.2 X 54.1 CM, FLAT HINGE
KI7862FE0G*



Optional accessories

| | |
|----------|--------------------------|
| KS6B0RZ0 | Bottle Rack |
| KS9E0FZ0 | Package Neff FlexCooling |
| KSGG0MZ0 | Butter box |

- ✓ Eco Air Flow – Even air circulation for constant temperatures and fast cooling.
- ✓ No Frost – No more defrosting your freezer.
- ✓ Adjustable Glass Shelves – Height adjustable shelves create the space you need for inspiring dishes in your fridge
- ✓ LED Light – Pleasant illumination for the entire fridge, with long-life LEDs.
- ✓ Our safety glass shelves happily shoulder generous loads of delicacies in your fridge

Features

Technical Data

| | |
|--|--------------------|
| Energy Efficiency Class ¹ : | E |
| Average annual energy consumption in kilowatt hour per year (kWh/a): | 234 kWh/annum |
| Sum of volume of frozen compartments: | 76 l |
| Sum of volume of chill compartments: | 184 l |
| Airborne acoustical noise emissions: | 35 dB(A) re 1pW |
| Airborne acoustical noise emission class: | B |
| Built-in / Free-standing: | Built-in |
| Door panel options: | Not possible |
| Height: | 1772 mm |
| Width of the appliance: | 541 mm |
| Depth: | 548 mm |
| Required niche size for installation (HxWxD): | ...1775x560x550 mm |
| Net weight: | 54.8 kg |
| EAN code: | 4242004256755 |
| Fuse protection: | 10 A |
| Door hinge: | Right reversible |
| Voltage: | 220-240 V |
| Frequency: | 50 Hz |
| Length electrical supply cord: | 230 cm |
| Number of compressors: | 1 |
| Number of independent cooling systems: | 1 |
| Interior ventilator: | No |
| Reversible Door Hinge: | Yes |
| Number of Adjustable Shelves in fridge compartment: | 1 |
| Shelves for Bottles: | No |
| Frost free system: | Fridge and freezer |
| Installation typology: | Full-integrated |



¹ Scale of Energy Efficiency Classes from A to G

*N 50, BUILT-IN FRIDGE-FREEZER WITH FREEZER
AT BOTTOM, 177.2 X 54.1 CM, FLAT HINGE
KI7862FE0G*

Features

Design features

- easy Installation

Performance and Consumption

- EU19_EEK_D: E
- Total Volume : 260 l
- Net Fridge Volume : 184 l
- Net Freezer Volume : 76 l
- Freezing capacity 24h : 4 kg
- Annual Energy Consumption: 234 kWh/a
- Climate Class: SN-ST
- Noise Level : 35 dB
- Temperature rise time : EU19_Temperature rise time_D: 10 H

Functions

- Bright interior LED fridge light
- Electronic control (LED chain)
- SuperCool function with automatic deactivation
- SuperFreeze functions with automatic deactivation
- optical and acoustical

Design features

- 3 safety glass shelves in fridge compartment of which 1 are height adjustable
- 1 removable door storage compartments.

Design features

- 3 door bins

Freshness System

- 1 FreshSafe drawer with humidity control retains freshness for longer.

Food freshness system

- noFrost freezer, never have to defrost ever again
- 3 freezer drawers

Dimension and installation

- Dimensions: 177.2 cm H x 54.1 cm W x 54.8 cm D
- Niche Dimensions: 177.5 cm H x 56 cm W x 55 cm D

Key features - Fridge section

- Right hinged door, reversible
- 220 - 240 V

Key features - Freezer section

- 2 x ice cube tray

Country Specific Options

- Based on the results of the standard 24-hour test. Actual consumption depends on usage/position of the appliance.

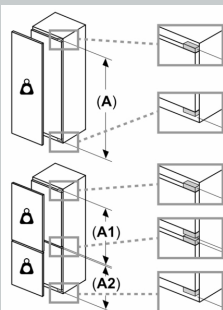
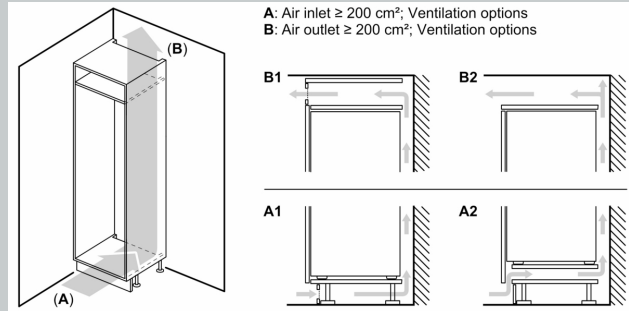
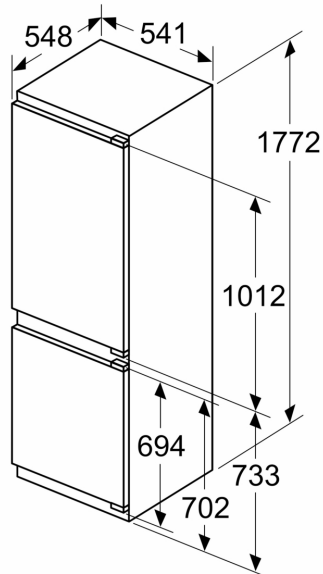
Additional features

- Net 4* compartment volume : 76 l

N 50, BUILT-IN FRIDGE-FREEZER WITH FREEZER
AT BOTTOM, 177.2 X 54.1 CM, FLAT HINGE
K17862FE0G

Dimensioned drawings

measurements in mm



Maximal permissible weight of the unit fronts

Fitted unit fronts that exceed the permissible weight may cause damage and result in functional impairment of the hinges

Δ Weight

A: Appliance door height including hinges in mm

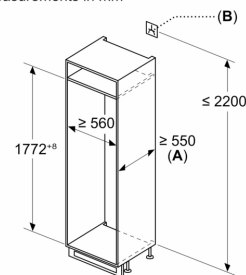
B: Undamped hinge, unit front in kg

C: Damped hinge, unit front in kg

D: Additional possible load in kg with heavy load kit

| A | B | C | D |
|-----------|----|----|-----------|
| 1500-1750 | 22 | 22 | |
| 720-1400 | 19 | 19 | B+5 / C+5 |
| A1 | 15 | 19 | |
| A2 | 15 | 19 | |

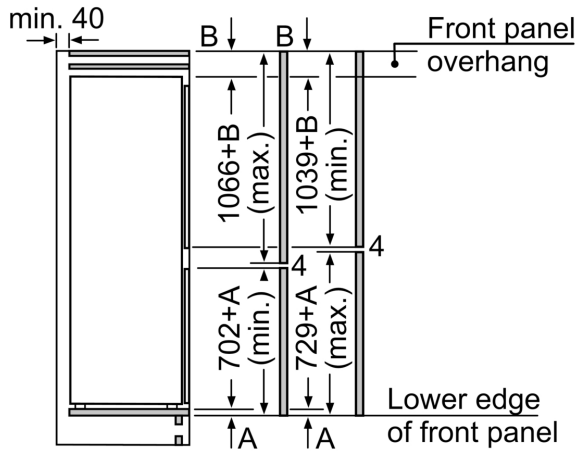
Measurements in mm



A: ≥ 560 mm (recommended)

B: Socket

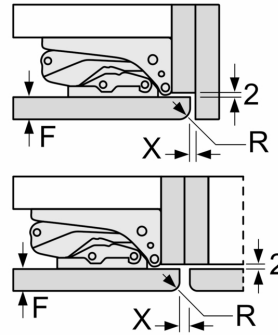
Dimensioned drawings



The specified unit door dimensions are valid for a door gap of 4 mm.

measurements in mm

measurements in mm
Recommended gap dimensions for flat hinges



| F | R | X |
|-------|-----|-----|
| 16-19 | 0-3 | 2.5 |
| 20 | 0-1 | 3 |
| | 2-3 | 2.5 |
| 21 | 0-1 | 3 |
| | 2-3 | 2.5 |
| 22 | 0 | 4 |
| | 1 | 3.5 |
| | 2-3 | 3 |

The gap dimensions recommended in the table must be adhered to in order to ensure that appliance doors do not collide with anything when they are opened, and to avoid causing damage to kitchen units.