

N 90, BUILT-IN FRIDGE, 177.2 X 55.8 CM, SOFT  
CLOSE FLAT HINGE  
KI88150D0



#### Included accessories

1 x bottle holder in door tray, 1 x Heavy-duty hinge support

#### Optional accessories

KS1860Z0 Wire Shelf  
KSGG0MZ0 Butter box

The built-in fridge with FreshSafe 3 and BottleFlex Shelf keeps food fresher for longer and offers a lot of extra storage options.

- ✓ Door Open Assist – Push-to-open mechanism of your fully integrated fridge
- ✓ Home Connect – Add your smart fridge to your home network and stay connected to your kitchen.
- ✓ Fresh Safe 3 – Climate-controlled drawers for optimal fresh food storage.
- ✓ Soft Close – Enjoy the silence. The door softly closes itself when at an angle of 20 degrees.
- ✓ Flex Cooling – Flexible storage boxes to adjust cooling to your daily needs.

#### Features

##### Technical Data

Energy Efficiency Class<sup>1</sup>: ..... D  
Average annual energy consumption in kilowatt hour per year (kWh/a): ..... 120 kWh/annum  
Sum of volume of frozen compartments: ..... 0 l  
Sum of volume of chill compartments: ..... 289 l  
Airborne acoustical noise emissions : ..... 36 dB(A) re 1pW  
Airborne acoustical noise emission class: ..... C  
Built-in / Free-standing: ..... Built-in  
Door panel options: ..... Not possible  
Height: ..... 1772 mm  
Width of the appliance: ..... 558 mm  
Depth: ..... 545 mm  
Required niche size for installation (HxWxD): ...1775x560x550 mm  
Net weight: ..... 72.5 kg  
Connection Rating: ..... 90 W  
Fuse protection: ..... 10 A  
Door hinge: .....Right reversible  
Voltage: ..... 220-240 V  
Frequency: .....50 Hz  
Length electrical supply cord: ..... 230 cm  
Number of compressors: .....1  
Number of independent cooling systems: ..... 1  
Interior ventilator: ..... No  
Reversible Door Hinge: ..... Yes  
Number of Adjustable Shelves in fridge compartment: ..... 5  
Shelves for Bottles: .....Yes  
EAN code: .....4242004269090  
Brand: .....Neff  
Product name / Commercial code: ..... KI88150D0  
Product category: .....Refrigerator  
Frost free system: ..... Not applicable  
Installation typology: ..... Full-integrated  
Included accessories: .....1 x bottle holder in door tray, 1 x Heavy-duty hinge support



<sup>1</sup> Scale of Energy Efficiency Classes from A to G

## N 90, BUILT-IN FRIDGE, 177.2 X 55.8 CM, SOFT CLOSE FLAT HINGE KI88150D0

### Features

- Built-in fridge
- Easy Installation

#### Performance and Consumption

- EU19\_EEK\_D: D
- Total Volume : 289 l
- Net Fridge Volume : 289 l
- Net Freezer Volume : 0 l
- Annual Energy Consumption: 120 kWh/a
- Climate Class: SN-T
- EU19\_Fast freezer facility\_D: no
- Noise Level : 36 dB

#### Functions

- LED with Soft Start
- Interior design with metal applications

#### Design features

- Fixed hinge, SoftClose door - dampens door movement, for smooth and effortless closure
- LED Electronic control
- Automatic defrost fridge
- SuperCool function with automatic deactivation
- Acoustic door open warning indicator

#### Design features

- 7 safety glass shelves of which Non-adjustable bottom shelf, Easy Access shelf
- BottleFlex Shelf
- 1 removable door storage compartments.
- 1 door bins

#### Freshness System

- Capacity in 0° C section: 83 l
- 1 FreshSafe 3 0°C drawer with humidity control for optimal freshness; food stays fresh for longer due to two climate zones.
- 2 FreshSafe 3 0°C drawers for optimal freshness; food stays fresh for longer due to two climate zones.

#### Dimension and installation

- Dimensions: 177.2 cm H x 55.8 cm W x 54.5 cm D
- Niche Dimensions: 177.5 cm H x 56 cm W x 55 cm D

#### Key features - Fridge section

- Flex Cooling
- Right hinged door, reversible
- Connection value 90 W
- 220 - 240 V

#### Key features - Freezer section

- Heavy-duty hinge support, 1 x bottle holder in door tray

#### Included accessories

- KS1860Z0, KSGG0MZ0

#### Country Specific Options

- Based on the results of the standard 24-hour test. Actual consumption depends on usage/position of the appliance.

#### Design features

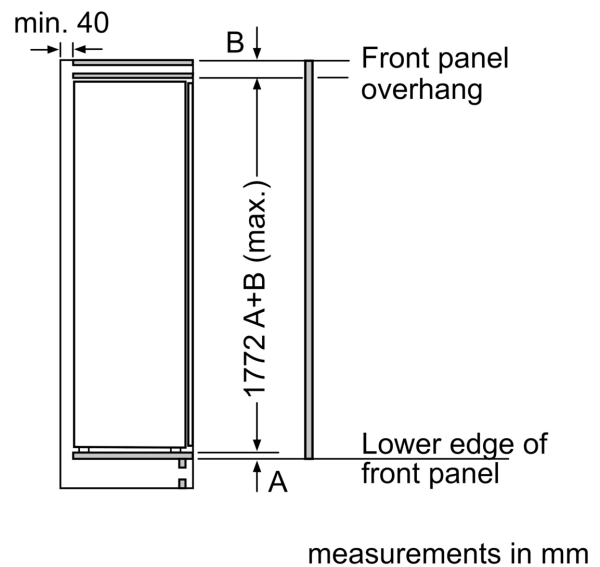
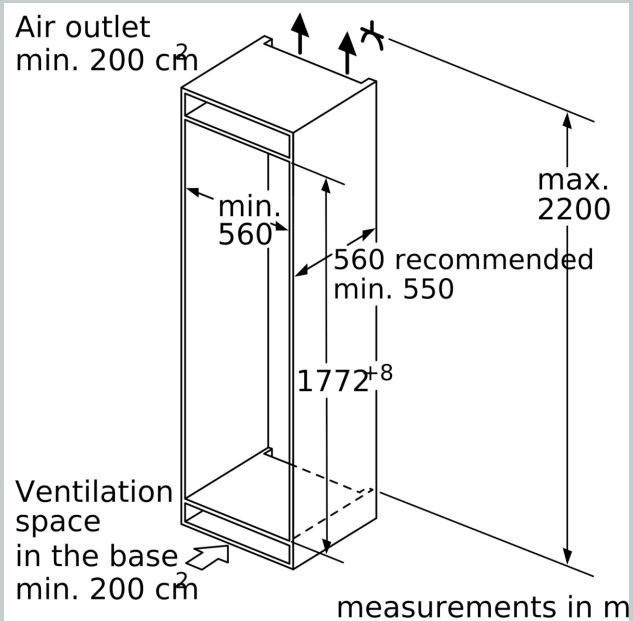
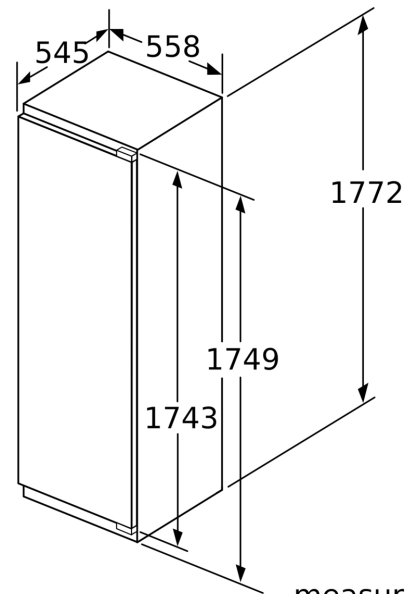
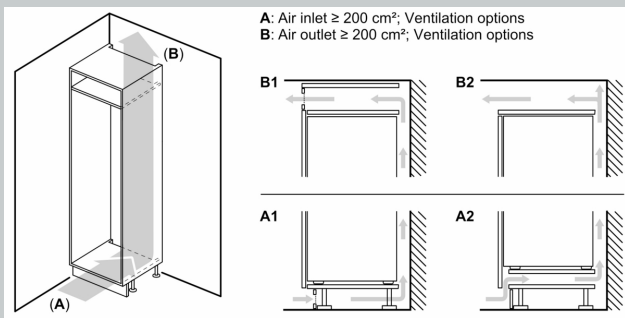
#### Dimension and installation

#### Additional features

- Length of power cord:230 cm

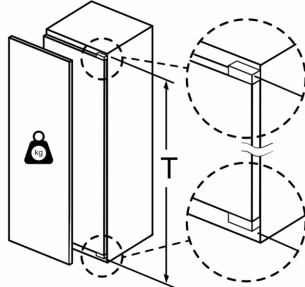
N 90, BUILT-IN FRIDGE, 177.2 X 55.8 CM, SOFT  
CLOSE FLAT HINGE  
KI88150D0

Dimensioned drawings



## Dimensioned drawings

### Maximal permissible weight of the unit fronts

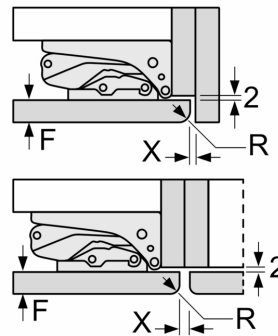


Fitted kitchen unit doors that exceed the permissible weight may cause damage and result in functional impairment of the hinges.

T: Includes height of appliance door Hinges in mm:	undamped hinge, Door in kg:	damped hinge, Door in kg:
1500-1750	22	22

### measurements in mm

#### Recommended gap dimensions for flat hinges



F	R	X
16-19	0-3	2.5
20	0-1	3
	2-3	2.5
21	0-1	3
	2-3	2.5
22	0	4
	1	3.5
	2-3	3

The gap dimensions recommended in the table must be adhered to in order to ensure that appliance doors do not collide with anything when they are opened, and to avoid causing damage to kitchen units.