

*N 90, BUILT-IN FRIDGE, 177.2 X 55.8 CM, SOFT  
CLOSE FLAT HINGE  
KI8816D30*



**Included accessories**

2 x egg tray, 1 x bottle holder in door tray

**Optional accessories**

KS1840Z0 Wooden tray with glass bowls  
KS1860Z0 Wire Shelf  
KS9E0FZ0 Package Neff FlexCooling

The built-in fridge with FreshSafe 3 and BottleFlex Shelf keeps food fresher for longer and offers a lot of extra storage options.

- ✓ Fresh Safe 3 – Climate-controlled drawers for optimal fresh food storage.
- ✓ Bottle Flex Shelf – A bottle holder and shelf in one.
- ✓ Easy Access Shelf – Slides out for easier access to items in your fridge.
- ✓ Vario Shelf – The glass shelf that can be divided, with one half stored beneath the other, for flexible configurations.
- ✓ Adjustable Glass Shelves – Height adjustable shelves create the space you need for inspiring dishes in your fridge

**Features**

**Technical Data**

Built-in / Free-standing: ..... Built-in  
Door panel options: ..... Not possible  
Height: ..... 1772 mm  
Width of the appliance: ..... 558 mm  
Depth: ..... 545 mm  
Required niche size for installation (HxWxD): ... 1775x560x550 mm  
Net weight: ..... 74.5 kg  
Connection Rating: ..... 90 W  
Fuse protection: ..... 10 A  
Door hinge: ..... Right reversible  
Voltage: ..... 220-240 V  
Frequency: ..... 50 Hz  
Length electrical supply cord: ..... 230 cm  
Number of compressors: ..... 1  
Number of independent cooling systems: ..... 1  
Interior ventilator: ..... No  
Reversible Door Hinge: ..... Yes  
Number of Adjustable Shelves in fridge compartment: ..... 6  
Shelves for Bottles: ..... No  
EAN code: ..... 4242004236214  
Brand: ..... Neff  
Product name / Commercial code: ..... KI8816D30  
Product category: ..... Refrigerator  
Frost free system: ..... Not applicable  
Installation typology: ..... Full-integrated  
Included accessories: ..... 2 x egg tray, 1 x bottle holder in door tray



*N 90, BUILT-IN FRIDGE, 177.2 X 55.8 CM, SOFT  
CLOSE FLAT HINGE  
KI8816D30*

## Features

### Performance and Consumption

- Energy Efficiency Class: A++
- Total net capacity: 289 litres
- Net fridge capacity: 289 litres
- Capacity in 0° C section: 83 l
- Net freezer capacity: 0 litres
- Noise level dB(A) re 1 pW: 37

### Design features

- LED Electronic control
- Right hinged door, reversible

### Food freshness system

- vitaControl - constant temperature by intelligent sensor technology
  - Constant temperature control by intelligent sensor technology
- Single cooling circuit

### Key features - Fridge section

- 1 FreshSafe 3 0°C drawer with humidity control for optimal freshness; food stays fresh for longer due to two climate zones.
- 2 FreshSafe 3 0°C drawers for optimal freshness; food stays fresh for longer due to two climate zones.
- LED with Soft Start
- SuperCool function with automatic deactivation
- Acoustic door open warning indicator
- 7 safety glass shelves (6 height adjustable)
- 5 door trays, including 1x dairy compartment
- 2 x egg tray, 1 x bottle holder in door tray

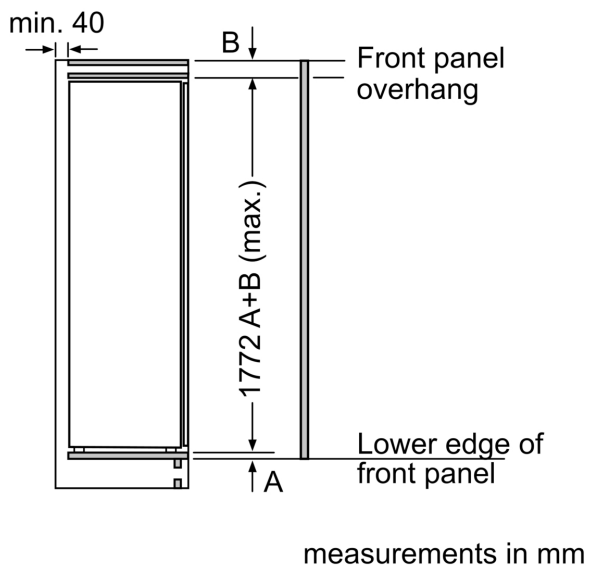
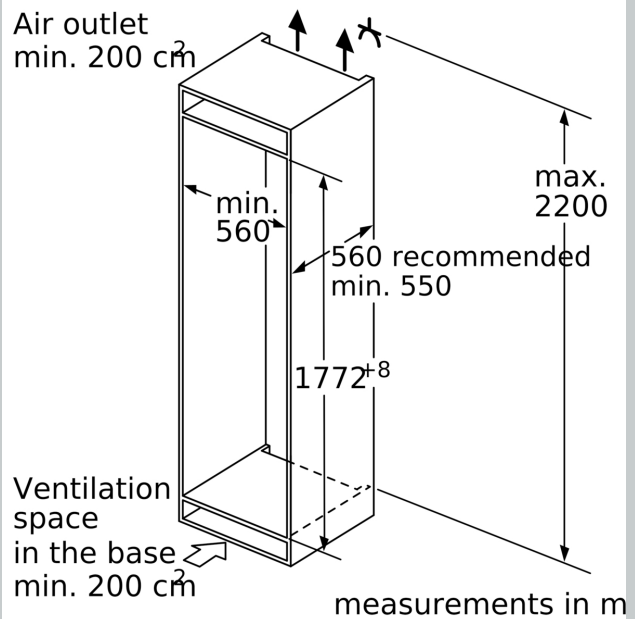
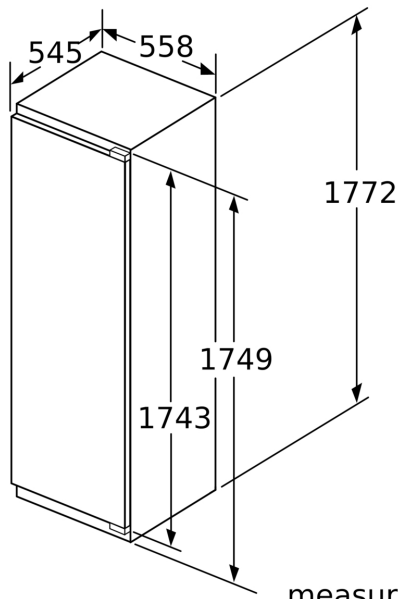
### Functions

#### Dimension and installation

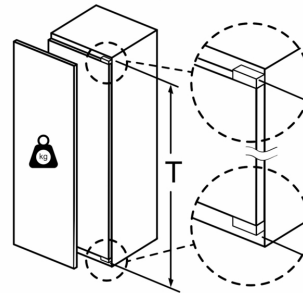
- Easy Installation
- Connection value 90 W
- Dimensions: 177.2 cm H x 55.8 cm W x 54.5 cm D
- Niche Dimensions: 177.5 cm H x 56 cm W x 55 cm D
- Climate class SN-T (suitable for ambient temperatures between 10 to 43°C)
- Based on the results of the standard 24-hour test. Actual consumption depends on usage/position of the appliance.

N 90, BUILT-IN FRIDGE, 177.2 X 55.8 CM, SOFT  
CLOSE FLAT HINGE  
KI8816D30

Dimensioned drawings



Maximal permissible weight of the unit fronts



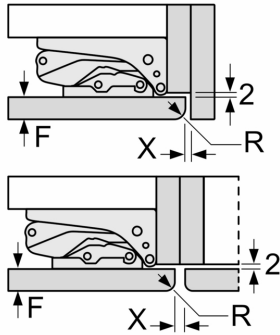
Fitted kitchen unit doors that exceed the permissible weight may cause damage and result in functional impairment of the hinges.

T: Includes height of appliance door Hinges in mm:	undamped hinge, Door in kg:	damped hinge, Door in kg:
1500-1750	22	22

## Dimensioned drawings

measurements in mm

Recommended gap dimensions for flat hinges



F	R	X
16-19	0-3	2.5
20	0-1	3
	2-3	2.5
21	0-1	3
	2-3	2.5
22	0	4
	1	3.5
	2-3	3

The gap dimensions recommended in the table must be adhered to in order to ensure that appliance doors do not collide with anything when they are opened, and to avoid causing damage to kitchen units.