

*N 90, BUILT-IN FRIDGE WITH FREEZER SECTION,
177.2 X 55.8 CM, SOFT CLOSE FLAT HINGE
KI8826D30*



Included accessories

2 x egg tray, 1 x ice cube tray, 1 x bottle holder in door tray

Optional accessories

KS1840Z0 Wooden tray with glass bowls
KS1860Z0 Wire Shelf
KS9E0FZ0 Package Neff FlexCooling

The built-in fridge with FreshSafe 3 and BottleFlex Shelf keeps food fresher for longer and offers a lot of extra storage options.

- ✓ Fresh Safe 3 – Climate-controlled drawers for optimal fresh food storage.
- ✓ Bottle Flex Shelf – A bottle holder and shelf in one.
- ✓ Easy Access Shelf – Slides out for easier access to items in your fridge.
- ✓ Vario Shelf – The glass shelf that can be divided, with one half stored beneath the other, for flexible configurations.
- ✓ Adjustable Glass Shelves – Height adjustable shelves create the space you need for inspiring dishes in your fridge

Features

Technical Data

Built-in / Free-standing: Built-in
Door panel options: Not possible
Height: 1772 mm
Width of the appliance: 558 mm
Depth: 545 mm
Required niche size for installation (HxWxD): ... 1775x560x550 mm
Net weight: 75.6 kg
Connection Rating: 90 W
Fuse protection: 10 A
Door hinge: Right reversible
Voltage: 220-240 V
Frequency: 50 Hz
Length electrical supply cord: 230 cm
Number of compressors: 1
Number of independent cooling systems: 2
Interior ventilator: No
Reversible Door Hinge: Yes
Number of Adjustable Shelves in fridge compartment: 5
Shelves for Bottles: No
EAN code: 4242004236245
Brand: Neff
Product name / Commercial code: KI8826D30
Product category: Refrigerator
Frost free system: Not applicable
Installation typology: Full-integrated
Included accessories: 2 x egg tray, 1 x ice cube tray, 1 x bottle holder in door tray



*N 90, BUILT-IN FRIDGE WITH FREEZER SECTION,
177.2 X 55.8 CM, SOFT CLOSE FLAT HINGE
KI8826D30*

Features

Performance and Consumption

- Energy consumption: 220 kWh kWh/yr.
- Total net capacity: 269 litres
- Net fridge capacity: 254 litres
- Capacity in 0° C section: 83 l
- Net freezer capacity: 15 litres
- Noise level dB(A) re 1 pW: 37

Design features

- Automatic defrost fridge
- Manual defrost freezer
- LED Electronic control
- Right hinged door, reversible

Food freshness system

- Two separate cooling circuits allow independent temperature control and prevents the transference of humidity between the fridge and freezer cavity

Key features - Fridge section

- 1 FreshSafe 3 0°C drawer with humidity control for optimal freshness; food stays fresh for longer due to two climate zones.
- 2 FreshSafe 3 0°C drawers for optimal freshness; food stays fresh for longer due to two climate zones.
- LED with Soft Start
- SuperCool function with automatic deactivation
- Acoustic door open warning indicator
- 6 safety glass shelves (5 height adjustable)
- 5 door trays, including 1x dairy compartment
- 2 x egg tray, 2 x ice cube tray, 1 x bottle holder in door tray

Key features - Freezer section

- 1 hinged freezer compartment
- 4 star freezer rating
- Maximum freezer storage time in power failure: 13 hours

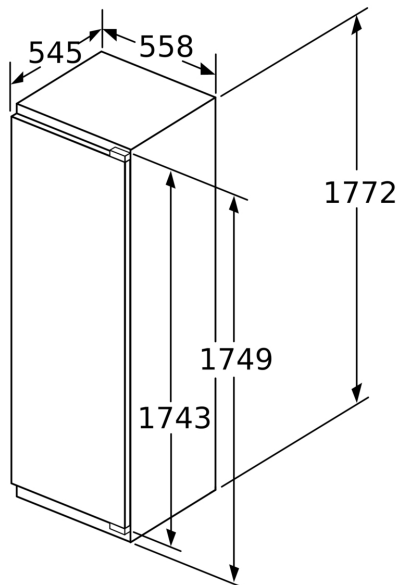
Functions

Dimension and installation

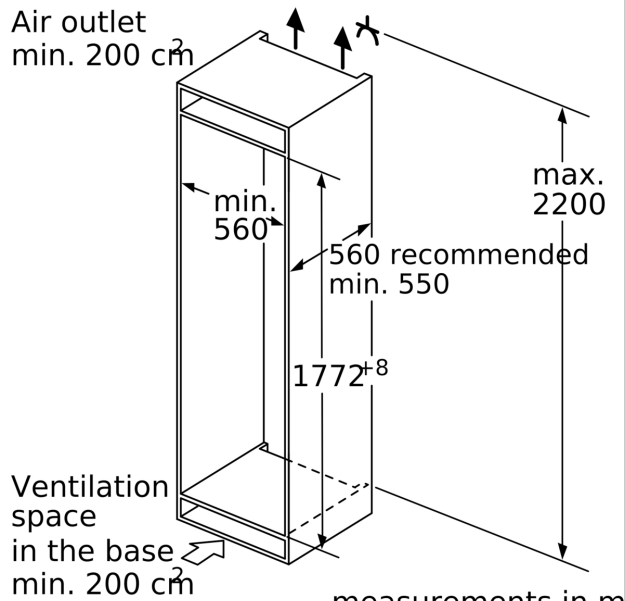
- Easy Installation
- Connection value 90 W
- Dimensions: 177.2 cm H x 55.8 cm W x 54.5 cm D
- Climate class SN-ST (suitable for ambient temperatures between 10 to 38°C)
- Based on the results of the standard 24-hour test. Actual consumption depends on usage/position of the appliance.

N 90, BUILT-IN FRIDGE WITH FREEZER SECTION,
177.2 X 55.8 CM, SOFT CLOSE FLAT HINGE
KI8826D30

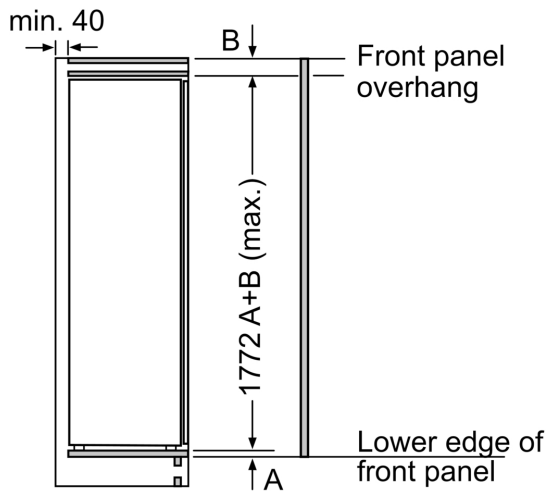
Dimensioned drawings



measurements in m

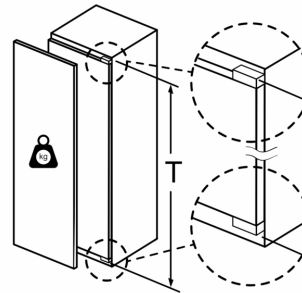


measurements in m



measurements in mm

Maximal permissible weight of the unit fronts



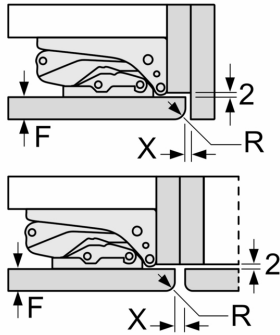
Fitted kitchen unit doors that exceed the permissible weight may cause damage and result in functional impairment of the hinges.

T: Includes height of appliance door Hinges in mm:	undamped hinge, Door in kg:	damped hinge, Door in kg:
1500-1750	22	22

Dimensioned drawings

measurements in mm

Recommended gap dimensions for flat hinges



F	R	X
16-19	0-3	2.5
20	0-1	3
	2-3	2.5
21	0-1	3
	2-3	2.5
22	0	4
	1	3.5
	2-3	3

The gap dimensions recommended in the table must be adhered to in order to ensure that appliance doors do not collide with anything when they are opened, and to avoid causing damage to kitchen units.