

*N 90, BUILT-IN FRIDGE-FREEZER WITH FREEZER
AT BOTTOM, 177.2 X 55.8 CM, SOFT CLOSE FLAT
HINGE
KI8865D30*



Optional accessories

KS1840Z0	Wooden tray with glass bowls
KS1860Z0	Wire Shelf
KS9E0FZ0	Package Neff FlexCooling

The built-in fridge-freezer with FreshSafe 3 and NoFrost keeps food fresher for longer and builds no ice in the freezer.

- ✓ Fresh Safe 3 – Climate-controlled drawers for optimal fresh food storage.
- ✓ No Frost – No more defrosting your freezer.
- ✓ Adjustable Glass Shelves – Height adjustable shelves create the space you need for inspiring dishes in your fridge
- ✓ Our safety glass shelves happily shoulder generous loads of delicacies in your fridge
- ✓ Vario Zone – Personalise your drawers with various loading options to find the perfect fit.

Features

Technical Data

Built-in / Free-standing:	Built-in
Door panel options:	Not possible
Height:	1772 mm
Width of the appliance:	558 mm
Depth:	545 mm
Required niche size for installation (HxWxD):	...1775x560x550 mm
Net weight:	75.3 kg
EAN code:	4242004235163
Connection Rating:	90 W
Fuse protection:	10 A
Door hinge:	Right reversible
Voltage:	220-240 V
Frequency:	50 Hz
Length electrical supply cord:	230 cm
Number of compressors:	1
Number of independent cooling systems:	2
Interior ventilator:	No
Reversible Door Hinge:	Yes
Number of Adjustable Shelves in fridge compartment:	2
Shelves for Bottles:	Yes
Frost free system:	Fridge and freezer
Installation typology:	Full-integrated



N 90, BUILT-IN FRIDGE-FREEZER WITH FREEZER
AT BOTTOM, 177.2 X 55.8 CM, SOFT CLOSE FLAT
HINGE
KI8865D30

Features

Performance and Consumption

- Energy Efficiency Class: A++
- Energy Efficiency Class: A++ kWh/yr: 0.635 kWh
- Total net capacity: 223 litres
- Net fridge capacity: 156 litres
- Net freezer capacity: 67 litres
- Noise level dB(A) re 1 pW: 36
- Climate class SN-ST (suitable for ambient temperatures between 10 to 38°C)

Design features

- Home Connect: Remote Monitoring and Control
- Electronic controls for fridge and freezer
- Automatic defrost freezer
- Right hinged door, reversible
- Removable magnetic door seals - easy to clean

Food freshness system

- vitaControl - constant temperature by intelligent sensor technology
- Constant temperature control by intelligent sensor technology
- Two separate cooling circuits allow independent temperature control and prevents the transference of humidity between the fridge and freezer cavity

Key features - Fridge section

- 2 door bins
- Automatic defrost fridge
- LED with Soft Start
- 2 safety glass shelves in fridge compartment of which 2 are height adjustable
- 1 FreshSafe 3 0°C drawer with humidity control for optimal freshness; food stays fresh for longer due to two climate zones.
- SuperCool function with automatic deactivation
- 2 x cold accumulator, 2 x egg tray, 1 x ice cube tray, 1 x bottle holder in door tray

Key features - Freezer section

- Calendar frozen food
- Freezing capacity in 24 hours: 13 kg
- Maximum freezer storage time in power failure: 13 hours
- Removeable safety glass shelves in freezer
- 3 transparent freezer drawers, 1 bigbox
- **** freezer (-18°C and below)
- 4 star freezer rating
- Wine rack
- 3 freezer drawers

Functions

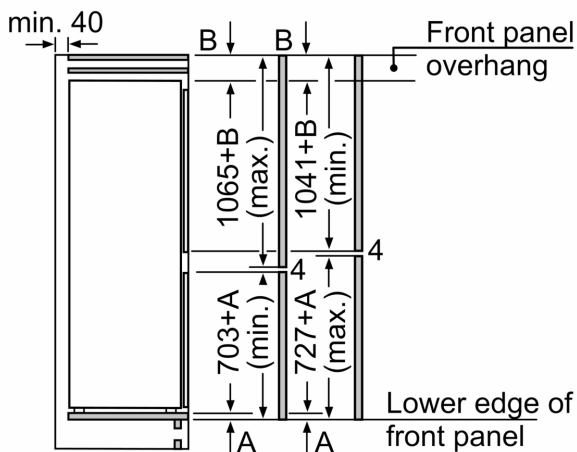
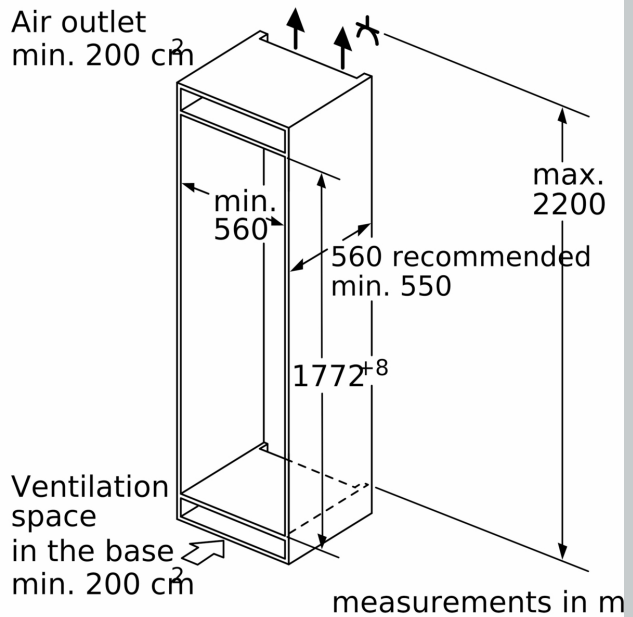
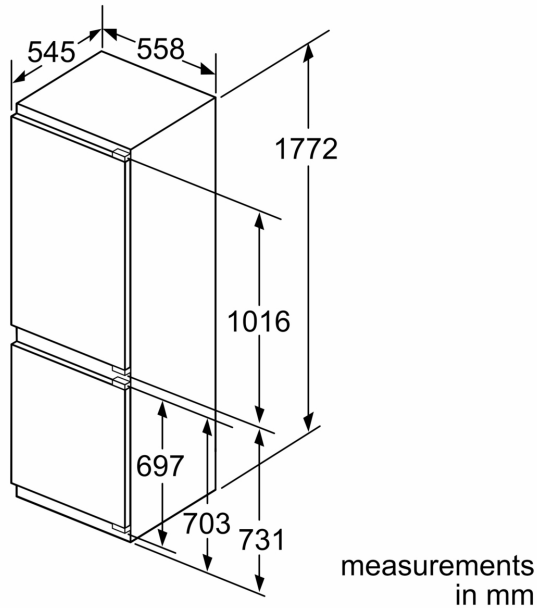
- Freezer malfunction warning signal: optical and acoustical
- SuperFreeze function with automatic deactivation
- Acoustic door open warning indicator

Dimension and installation

- Connection value 90 W
- Dimensions: 177.2 cm H x 55.8 cm W x 54.5 cm D
- Niche Dimensions: 177.5 cm H x 56 cm W x 55 cm D
- Based on the results of the standard 24-hour test. Actual consumption depends on usage/position of the appliance.

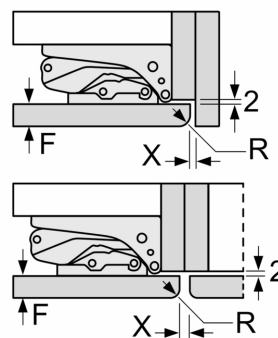
N 90, BUILT-IN FRIDGE-FREEZER WITH FREEZER
AT BOTTOM, 177.2 X 55.8 CM, SOFT CLOSE FLAT
HINGE
KI8865D30

Dimensioned drawings



The specified unit door dimensions
are valid for a door gap of 4 mm.
measurements in mm

measurements in mm
Recommended gap dimensions for flat hinges



F	R	X
16-19	0-3	2.5
20	0-1	3
	2-3	2.5
21	0-1	3
	2-3	2.5
22	0	4
	1	3.5
	2-3	3

The gap dimensions recommended
in the table must be adhered to in order
to ensure that appliance doors do not
collide with anything when they are opened,
and to avoid causing damage to kitchen units.