


N 50, WARMING DRAWER, 60 X 29 CM,
STAINLESS STEEL
N1AHA02NOB



A warming drawer designed to be combined with a compatible 60cm high single oven to fit neatly into a standard double oven niche

✓ Stepless temperature control - The warming drawer makes choosing easy with our stepless temperature control from 40°-80°C.

Features

Technical Data

Built-in / Free-standing: Built-in
Maximum number of espresso cups: 128
Dimensions: 290x594x540 mm
Dimensions of the packed product (HxWxD): 210x660x660 mm
Required niche size for installation (HxWxD): . 290 x 560 x 550 mm
EAN code: 4242004222507
Fuse protection: 6 A
Voltage: 220-240 V
Frequency: 60; 50 Hz
Plug type: GB plug
Included accessories: 1 x anti-slip mat



N 50, WARMING DRAWER, 60 X 29 CM,
STAINLESS STEEL
N1AHA02NOB

Features

Design

- Cavity inner surface: stainless steel
- Bevelled oval controls With Steel Trim
- Push-Pull opening mechanism
- Can accommodate up to:
 - -30plates
 - -128 espresso cups

Programmes/functions

- 4 Functions: keeping drinks and food warm, pre-warming of tableware, yeast dough proving, thawing of delicate foods

Accessories

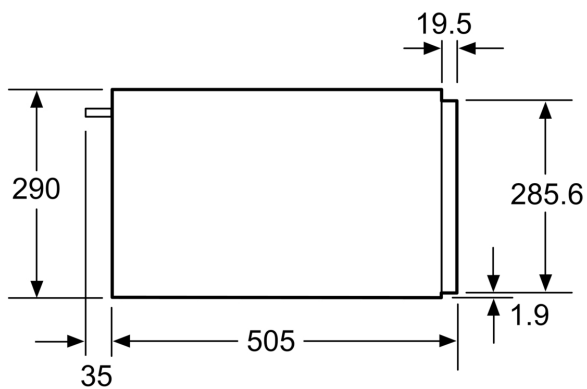
- 1 x anti-slip mat

Technical information

- Cavity volume: 58 l
- Loading up to 15 kg
- 150 cm Cable Cable length
- Total connected load electric: 0.4 KW
- Nominal voltage: 220 - 240 V
- Appliance dimension (hxwxh): 290 mm x 594 mm x 540 mm
- Niche dimension (hxwxh): 290 mm x 560 mm - 568 mm x 550 mm
- Ventilation requirements – please refer to the installation manual prior to fitting

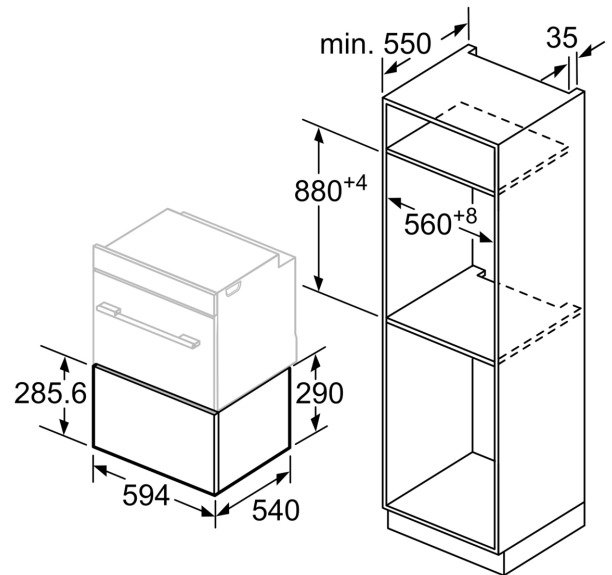
N 50, WARMING DRAWER, 60 X 29 CM,
STAINLESS STEEL
N1AHA02NOB

Dimensioned drawings



Ovens with an appliance height of 595 mm can be installed above a warming drawer. An intermediate floor is not required.

measurements in mm



measurements in mm