

N 90, DOMINO HOB, GAS, 30 CM, CERAMIC, BLACK
N23TA19N0



| Included accessories | |
|-------------------------|-------------------|
| 1 x WOK attachment ring | |
| Optional accessories | |
| Z2406X0 | Small pot support |
| Z2480X0 | Simmer plate |
| Z9914X0 | Connecting strip |

The gas hob with heat-resistant ceramic glass surface and adjustable FlameSelect control.

- ✓ Ceramic Glass Surface - extremely easy-to-clean surface.
- ✓ FlameSelect® – Gain ultimate control of your flame.
- ✓ 7-Segment Display with Residual Heat Indicator - a digital display showing the remaining heat.
- ✓ Pan Supports - continuous cast-iron pan supports for maximum stability and cooking convenience.
- ✓ Dual Wok Burner 6.0 kW – Use one gas flame for simmering, two for sizzling stir-fries.

Features

Technical Data

Product name/family: Vario/Domino gas hob w control
Product name/family: Vario/Domino gas hob w control
Built-in / Free-standing: Built-in
Built-in / Free-standing: Built-in
Energy input: Gas
Energy input: Gas
Number of cooking zones: 1
Number of cooking zones: 1
Min. required niche size for installation (HxWxD): 45 x 270 x 490-500 mm
Min. required niche size for installation (HxWxD): 45 x 270 x 490-500 mm
Width of the appliance: 306 mm
Width of the appliance: 306 mm
Dimensions: 59 x 306 x 546 mm
Dimensions: 59 x 306 x 546 mm
Dimensions of the packed product (HxWxD): . 185 x 397 x 646 mm
Dimensions of the packed product (HxWxD): . 185 x 397 x 646 mm
Net weight: 7.9 kg
Net weight: 7.9 kg
Gross weight: 9.0 kg
Gross weight: 9.0 kg
Residual heat indicator: Separate
Residual heat indicator: Separate
Location of control panel: Front
Location of control panel: Front
Basic surface material: Ceramic
Basic surface material: Ceramic
Color of surface: Black, Stainless steel
Color of surface: Black, Stainless steel
Color of frame: Black, Stainless steel
Color of frame: Black, Stainless steel
Length electrical supply cord: 100.0 cm
Length electrical supply cord: 100.0 cm
EAN code: 4242004203261
EAN code: 4242004203261
Gas connection rating: 6000 W
Gas connection rating: 6000 W
Fuse protection: 3 A
Fuse protection: 3 A
Voltage: 220-240 V
Voltage: 220-240 V
Frequency: 60; 50 Hz
Frequency: 60; 50 Hz
Included accessories: 1 x WOK attachment ring



N 90, DOMINO HOB, GAS, 30 CM, CERAMIC, BLACK N23TA19N0

Features

Design

- ceramic glass surface, black
- Bevelled design, stainless steel
- black cast iron pan supports with protective rubber feet
- Low profile burner: elegant burner design

Usage convenience

- FlameSelect with 9 steps: precisely control and adjust the flame in nine defined levels.
- LED display for each zone: see the selected power level and the residual heat.
- Pan supports dishwasher safe: clean without effort in the dishwasher.
- Design co-ordinated control dials: easily access dials in front with strong grip for effortless turning.
- Ignition via control dials: just push and turn the dials to ignite the flame.

Burners and power

- 1 burner hob
- Including 1 wok burner: use an extra wide power range, separately controlling two flame rings.
- Center front: Wok burner up to 6 KW (depending on gas type)

Safety

- Flame failure safety device: prevents unwanted gas flow when flame goes out.
- 2 stage residual heat indicator: indicates which burner parts and pan supports are still hot.

Installation (gas types & measurements)

- Usable for: Nat gas L/LL G25/20mbar(DE)
- NG H/E 20mbar, E+ 20/25mbar Natural gas H 25 mbar (HU) Natural gas L 25 mbar (NL) Liquid gas G30,31 28-30/37mbar Liquid gas G30 37 mbar (PL) Liquid gas 50 mbar
- Factory set for connection to mains gas
- Nozzle set for LPG jets (28-30/37mbar) included. Nozzles for all other gas types can be ordered via the customer service. For nozzle change, please contact the customer service.
- Dimensions of the product (HxWxD mm): 59 x 306 x 546
- Required niche size for installation (HxWxD mm) : 45 x 270 x (490 - 502)
- Min. worktop thickness: 30 mm
- Power cord: 1 m
- Connected load: 6 KW

Accessories

- 1 x WOK attachment ring included

N 90, DOMINO HOB, GAS, 30 CM, CERAMIC, BLACK N23TA19N0

Dimensioned drawings

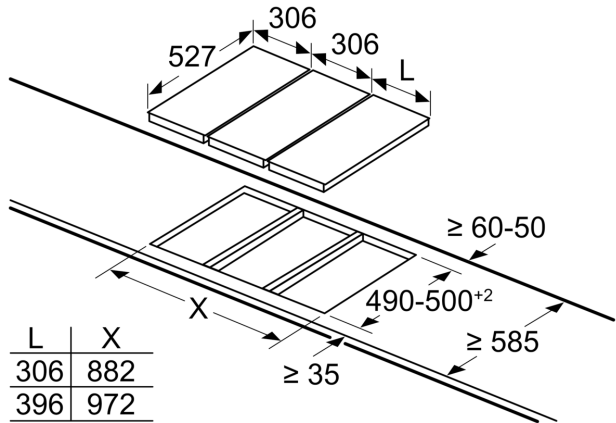
measurements in mm
Domino combination options with
corresponding appliance and cut-out dimensions

Width category:
Appliance width:

| | A | B | C | D | L | X | | |
|-------------------|-----|-----|-----|-----|------|------|--|--|
| 2x30 | 306 | 306 | - | - | 612 | 576 | | |
| 1x30, 1x40 | 306 | 396 | - | - | 702 | 666 | | |
| 1x30, 1x60 | 306 | 606 | - | - | 912 | 876 | | |
| 1x30, 1x70* | 306 | 708 | - | - | 1014 | 980 | | |
| 1x30, 1x80 | 306 | 826 | - | - | 1132 | 1086 | | |
| 1x30, 1x90 | 306 | 918 | - | - | 1224 | 1186 | | |
| 2x40 | 396 | 396 | - | - | 792 | 756 | | |
| 1x40, 1x60 | 396 | 606 | - | - | 1002 | 966 | | |
| 1x40, 1x70* | 396 | 708 | - | - | 1104 | 1070 | | |
| 1x40, 1x80 | 396 | 826 | - | - | 1222 | 1176 | | |
| 1x40, 1x90 | 396 | 918 | - | - | 1314 | 1276 | | |
| 3x30 | 306 | 306 | 306 | - | 918 | 882 | | |
| 2x30, 1x40 | 306 | 306 | 396 | - | 1008 | 972 | | |
| 2x30, 1x60 | 306 | 306 | 606 | - | 1218 | 1182 | | |
| 2x30, 1x70* | 306 | 306 | 708 | - | 1320 | 1286 | | |
| 2x30, 1x80 | 306 | 306 | 826 | - | 1438 | 1392 | | |
| 2x30, 1x90 | 306 | 306 | 918 | - | 1530 | 1492 | | |
| 1x30, 2x40 | 306 | 396 | 396 | - | 1098 | 1062 | | |
| 1x30, 1x40, 1x60 | 306 | 396 | 606 | - | 1308 | 1272 | | |
| 1x30, 1x40, 1x70* | 306 | 396 | 708 | - | 1410 | 1376 | | |
| 1x30, 1x40, 1x80 | 306 | 396 | 826 | - | 1528 | 1482 | | |
| 1x30, 1x40, 1x90 | 306 | 396 | 918 | - | 1620 | 1582 | | |
| 2x40, 1x60 | 396 | 396 | 606 | - | 1398 | 1362 | | |
| 4x30 | 306 | 306 | 306 | 306 | 1224 | 1188 | | |
| 3x30, 1x40 | 306 | 306 | 306 | 396 | 1314 | 1278 | | |
| 1x30, 1x75 | 306 | 750 | - | - | 1056 | 1020 | | |
| 1x40, 1x75 | 396 | 750 | - | - | 1146 | 1110 | | |
| 2x30, 1x75 | 306 | 306 | 750 | - | 1362 | 1326 | | |
| 1x30, 1x40, 1x75 | 306 | 396 | 750 | - | 1452 | 1416 | | |

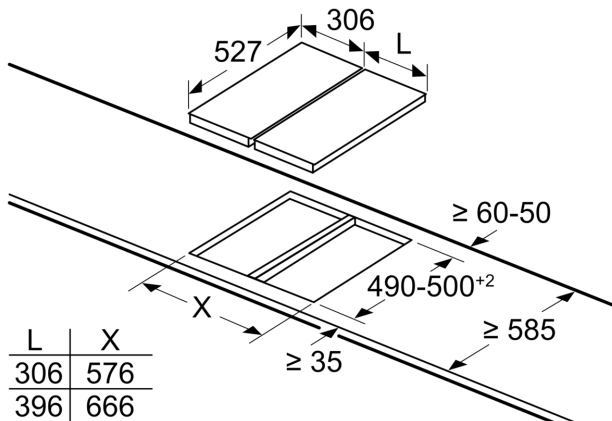
* Not possible with 70 cm induction hob

measurements in mm



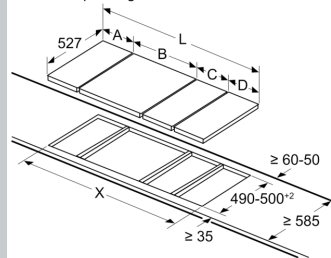
When installing two or more Domino units side-by-side, one or more assembly kits are required (2 units = 1 assembly kit, 3 units = 2 assembly kits, etc.).

measurements in mm



When installing two or more Domino units side-by-side, one or more assembly kits are required (2 units = 1 assembly kit, 3 units = 2 assembly kits, etc.).

measurements in mm
Picture for the table Domino combination possibilities
with corresponding devices and cutout dimensions

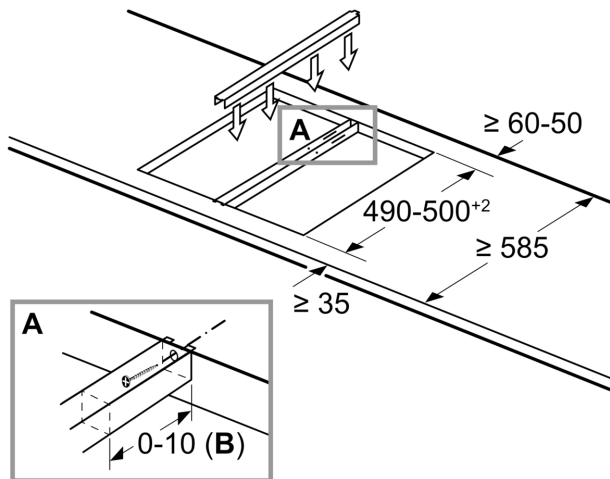


If two or more elements are installed right next to one another, one or several installation kits are required (2 elements 1 installation kit, 3 elements 2 installation kits, etc.).

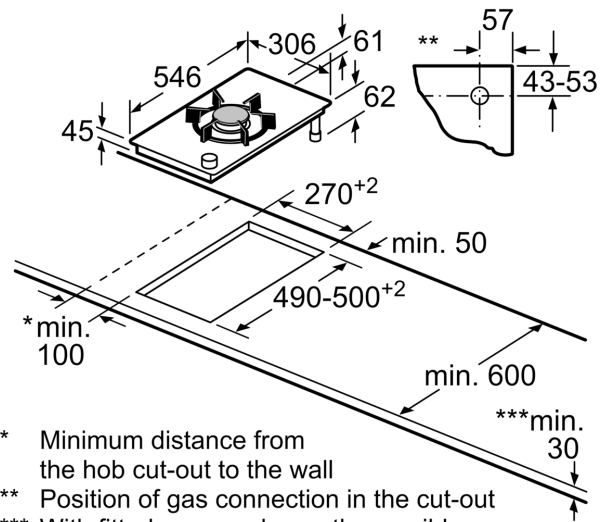
Cutout dimension (X) depending on the combination see table:

Dimensioned drawings

measurements in mm
Assembly kit (HEZ394301) for Domino



B: Dependent on the cut-out depth



- * Minimum distance from the hob cut-out to the wall
- ** Position of gas connection in the cut-out
- *** With fitted oven underneath, possibly more; see space requirements for the oven

measurements in mm