


N 70, FLEX INDUCTION COOKTOP, 30 CM, BLACK, N53TD40N0



Z9401FF0 Flex Pan, large, Z9401TY0 Teppan Yaki, Z9403FF0 Flex Pan set, 3 pcs., Z9404FF0 Flex Pan set, 4 pcs., Z9404SE0 4 pieces Set, Z9406SE0 6 pieces Set, Z9410ES0 Espresso maker 4 cups, Z9410X1 Stainless Steel roaster with glas lid, Z9415X1 Steaming Rack for Stainless Steel roast, Z9416X2 Griddle Plate, Z9417X2 Teppan Yaki (large), Z9428FE0 Iron pan Ø 18 / 28 cm, Z943SE0 Set of 2 pots and 1 pan, Z9914X0 Connecting strip

FlexInduction hob with TouchControl.

- ✓ Touch Control – Control your hob with a simple touch.
- ✓ Flex Induction – Your hob detects and heats your individual cookware.
- ✓ Power Move – Just slide your cookware to adjust the temperature.
- ✓ Power Boost – An extra surge of heat when you need fast results.
- ✓ Induction – the heat is generated directly in the cookware for precise cooking that stops when power is off.

Product name/family:Vario/Domino cooking zone cera
 Product name/family:Vario/Domino cooking zone cera
 Built-in / Free-standing: Built-in
 Built-in / Free-standing: Built-in
 Energy input: Electric
 Energy input: Electric
 Number of cooking zones: 2
 Number of cooking zones: 2
 Required niche size for installation (HxWxD): .. 51 x 270 x 490-500 mm
 Required niche size for installation (HxWxD): .. 51 x 270 x 490-500 mm
 Width of the appliance:306 mm
 Width of the appliance:306 mm
 Dimensions: 51x306x546 mm
 Dimensions: 51x306x546 mm
 Dimensions of the packed product (HxWxD): . 126 x 370 x 573 mm
 Dimensions of the packed product (HxWxD): . 126 x 370 x 573 mm
 Net weight: 7.2 kg
 Net weight: 7.2 kg
 Gross weight:8.4 kg
 Gross weight:8.4 kg
 Residual heat indicator:Separate
 Residual heat indicator:Separate
 Location of control panel: Front
 Location of control panel: Front
 Basic surface material: Ceramic
 Basic surface material: Ceramic
 Color of surface:Black, Stainless steel
 Color of surface:Black, Stainless steel
 Color of frame:Stainless steel
 Color of frame:Stainless steel
 Length electrical supply cord: 110.0 cm
 Length electrical supply cord: 110.0 cm
 EAN code:4242004189312
 EAN code:4242004189312
 Voltage:220-240 V
 Voltage:220-240 V
 Frequency:50; 60 Hz
 Frequency:50; 60 Hz



N 70, FLEX INDUCTION COOKTOP, 30 CM, BLACK, N53TD40N0

Design

- Ceramic glass on stainless steel trim
- 30 cm: space for 2 pots or pans.

Flexibility of cooking zones

- Flex Induction: use cookware of any shape or size anywhere within the 40cm long zone.
- Cooking zone middle: 210 mm, 200 mm, 2.2 KW (max. power 3.7 KW)
- Cooking zone middle: 210 mm, 200 mm, 2.2 KW (max. power 3.7 KW)

Usage convenience

- TouchControl: directly control the power with imprinted touch bar.
- Variable 17-stage power settings for each zone: precisely adapt the heat with 17 power levels (9 main levels and 8 intermediate levels).
- Keep warm function: keep dishes warm at preset low power level.
- Timer with automatic shut off for all zones
- : switches off the cooking zone at the end of the time set (e.g. for boiled eggs).
- LED timer for each zone with switch off function and acoustic signal
- : an alarm sounds at the end of the time set (e.g. for pasta).
- Count up timer
- : shows how much time has passed since starting the timer (e.g. for potatoes).

Time saving & efficiency

- Power Boost function for all zones
- : boil water faster thanks to 50% more energy than at the highest standard level.
- PowerMove with 3 levels: increase or decrease the power level simply by moving the pot forwards or backwards.
- QuickStart function: when switching on, the hob automatically selects the cooking zone with cookware (when placed on a zone whilst the hob is off).
- ReStart function: in case of unintentional switch-off, this feature restores all previous settings by switching on the hob again within 4 seconds

Safety

- 2 stage residual heat indicators: indicates which cooking zones are still hot or warm.
- Control panel lock: prevent unintended activation of the hob.
- Control panel suspension: wipe overboiled liquids without unintentionally changing settings (blocking all touch buttons for 30 seconds).
- Main switch: switch off all cooking zones at the touch of a button.
- Safety cut out facility: for safety reasons, heating stops after a preset time if not used.
- Energy consumption display: shows the electricity consumption of the last cooking process.

Installation

- Dimensions of the product (HxWxD mm): 51 x 306 x 546
- Required niche size for installation (HxWxD mm) : 51 x 270 x (490 - 500)

- Min. worktop thickness: 16 mm
- Connected load: 3.7 KW
- 4.6kW power output (20A); current management options for 16A, 13A or 10A connection: limit the maximum power if needed (depends on fuse protection of electric installation).
- Power cord: 1.1 m, connected directly

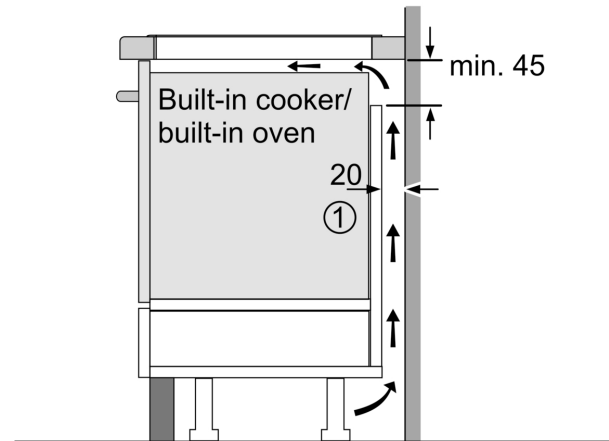
N 70, FLEX INDUCTION COOKTOP, 30 CM, BLACK,
N53TD40N0

measurements in mm
Domino combination options with
corresponding appliance and cut-out dimensions

Width category:
Appliance width:

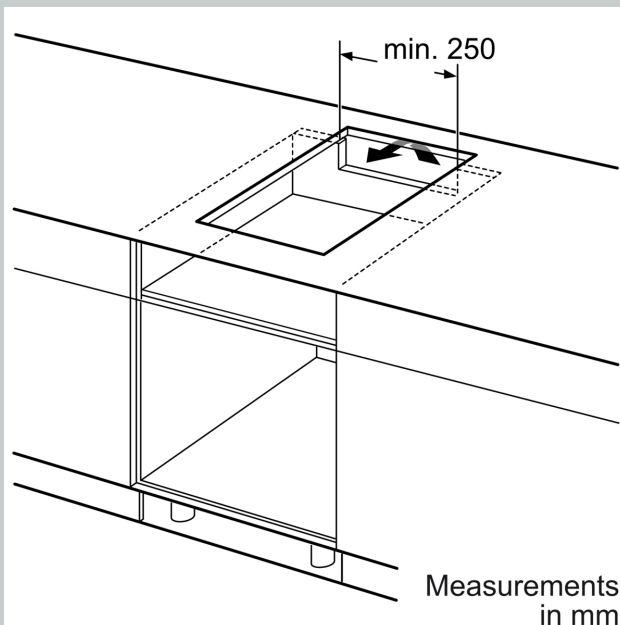
| | A | B | C | D | L | X | |
|-------------------|-----|-----|-----|-----|------|------|--|
| 2x30 | 306 | 306 | - | - | 612 | 576 | |
| 1x30, 1x40 | 306 | 396 | - | - | 702 | 666 | |
| 1x30, 1x60 | 306 | 606 | - | - | 912 | 876 | |
| 1x30, 1x70* | 306 | 708 | - | - | 1014 | 980 | |
| 1x30, 1x80 | 306 | 826 | - | - | 1132 | 1086 | |
| 1x30, 1x90 | 306 | 918 | - | - | 1224 | 1186 | |
| 2x40 | 396 | 396 | - | - | 792 | 756 | |
| 1x40, 1x60 | 396 | 606 | - | - | 1002 | 966 | |
| 1x40, 1x70* | 396 | 708 | - | - | 1104 | 1070 | |
| 1x40, 1x80 | 396 | 826 | - | - | 1222 | 1176 | |
| 1x40, 1x90 | 396 | 918 | - | - | 1314 | 1276 | |
| 3x30 | 306 | 306 | 306 | - | 918 | 882 | |
| 2x30, 1x40 | 306 | 306 | 396 | - | 1008 | 972 | |
| 2x30, 1x60 | 306 | 306 | 606 | - | 1218 | 1182 | |
| 2x30, 1x70* | 306 | 306 | 708 | - | 1320 | 1286 | |
| 2x30, 1x80 | 306 | 306 | 826 | - | 1438 | 1392 | |
| 2x30, 1x90 | 306 | 306 | 918 | - | 1530 | 1492 | |
| 1x30, 2x40 | 306 | 396 | 396 | - | 1098 | 1062 | |
| 1x30, 1x40, 1x60 | 306 | 396 | 606 | - | 1308 | 1272 | |
| 1x30, 1x40, 1x70* | 306 | 396 | 708 | - | 1410 | 1376 | |
| 1x30, 1x40, 1x80 | 306 | 396 | 826 | - | 1528 | 1482 | |
| 1x30, 1x40, 1x90 | 306 | 396 | 918 | - | 1620 | 1582 | |
| 2x40, 1x60 | 396 | 396 | 606 | - | 1398 | 1362 | |
| 4x30 | 306 | 306 | 306 | 306 | 1224 | 1188 | |
| 3x30, 1x40 | 306 | 306 | 306 | 396 | 1314 | 1278 | |
| 1x30, 1x75 | 306 | 750 | - | - | 1056 | 1020 | |
| 1x40, 1x75 | 396 | 750 | - | - | 1146 | 1110 | |
| 2x30, 1x75 | 306 | 306 | 750 | - | 1362 | 1326 | |
| 1x30, 1x40, 1x75 | 306 | 396 | 750 | - | 1452 | 1416 | |

* Not possible with 70 cm induction hob

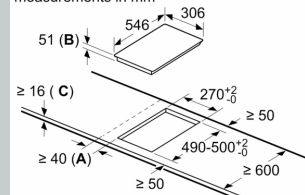


① Ventilation gap must be present

All measurements in mm



measurements in mm



A: Minimum distance from the hob cut-out to the wall.
B: Recessed depth
C: The clearance between the surface of the worktop and the top of the front of the oven must be 30 mm. See space requirements for the oven.

The worktop into which the hob is installed must withstand loads of approx. 60 kg; suitable substructures must be used if required.

