


N 50, FULLY-INTEGRATED DISHWASHER, 60 CM S155ECX07G



Optional accessories

| | |
|----------|--|
| Z786BH00 | Bottle Holder grey |
| Z7870X0 | Accessories dishwasher |
| Z7880X0 | Accessories dishwashers |
| Z788BI00 | Connection rail for divided furniture |
| Z7710X0 | inlet and outlet hose extention |
| Z780BI01 | decorative strips stainless steel 81,5cm |
| Z7860X3 | Stainless steel protection set 81,5 cm |
| Z7863X0 | Cutlery basket |
| Z7863X1 | Rack insert for stemware dishwasher |
| Z7863X8 | Wine glass holder |
| Z7865X6 | Attachment door, brushed steel |

The dishwasher with a Flex Cutlery Drawer that's flexible to load and displays the time remaining.

- ✓ Open Dry – Automatic door opening during the drying phase for even better drying results
- ✓ Flex 2 Baskets – Flexible baskets, Rack Matic and Flex Cutlery Drawer offers easy loading solutions
- ✓ TimeLight – the time remaining in the programme is projected onto the floor
- ✓ Chef 70°C – The pro programme that vanishes stubborn residues.
- ✓ Home Connect – Add your dishwasher to your home network and enjoy the infinite possibilities of connected services

Features

Technical Data

| | |
|---|------------------------------|
| Energy Efficiency Class ¹ : | C |
| Energy Consumption for 100 cycles Eco Programme ² : | 75 kWh/100 cycles |
| Maximum number of place settings: | 14 |
| The water consumption of the eco programme in liters per cycle: | 9.0 l |
| Programme duration ³ : | 3:20 h |
| Airborne acoustical noise emissions : | 40 dB(A) re 1pW |
| Airborne acoustical noise emission class: | B |
| Built-in / Free-standing: | Built-in |
| Height of removable worktop: | 0 mm |
| Required niche size for installation (HxWxD): | 815-875 x 600 x 550 mm |
| Depth with open door 90 degree: | 1150 mm |
| Adjustable feet: | Yes - all from front |
| Maximum adjustability feet: | 60 mm |
| Adjustable plinth: | Both horizontal and vertical |
| Net weight: | 35.3 kg |
| Gross weight: | 37.5 kg |
| Connection Rating: | 2400 W |
| Fuse protection: | 10 A |
| Voltage: | 220-240 V |
| Frequency: | 50; 60 Hz |
| Length electrical supply cord: | 175 cm |
| Plug type: | GB plug |
| Length inlet hose: | 165 cm |
| Length outlet hose: | 190 cm |
| EAN code: | 4242004282150 |
| Installation typology: | Full-integrated |



¹ Scale of Energy Efficiency Classes from A to G

² Energy consumption in kWh per 100 cycles (in programme Eco 50 °C)

³ Duration of programme Eco 50 °C

N 50, FULLY-INTEGRATED DISHWASHER, 60 CM S155ECX07G

Features

Performance

- Energy Efficiency Class¹: C
- Energy² / Water³: 75 kWh / 9 litres
- Capacity: 14 place settings
- Programme duration⁴: 3:20 (h:min)
- Noise level: 40 dB(A) re 1 pW
- Noise Efficiency Class: B

Programmes / functions

- 6 programmes: Eco 50 °C, Auto 45-65 °C, Chef 70 °C, Classic 60 °C, Glass 40 °C, Favourite
- Default favourite programme: Pre-Rinse
- 4 special options: Remote Start, Extra Dry, Power Zone, Extra Speed
- Add-On functions via Home Connect app: Extra Hygiene, Silence on Demand
- Easy Clean Programme
- Aqua-Sensor

Flexible design elements

- Flex 2 baskets with coloured TouchPoints
- Flex 2 Drawer
- 3 stage Rackmatic height-adjustable top basket
- Ball bearing wheels on upper basket
- Low friction wheels on lower basket
- Anti-slip protection strips in upper basket
- Rack Stopper to prevent derailing of bottom basket
- 6 foldable plate racks in top basket
- 6 foldable plate racks in bottom basket
- Upper rack cup shelf
- Lower rack cup shelf
- Glass rack in bottom basket

Innovations and technology

- Home Connect - Wi Fi enabled, for dishwasher control
- Open Dry and Heat Exchanger
- DosageAssist detergent dispenser
- Efficient SilentDrive BLDC motor
- DetergentAware
- Neff Sparkle - glass care system

Design features

- Push button top controls
- Time Light - Light projection on the floor
- Time delay (3, 6 or 24 hours)
- Acoustic end of cycle indicator
- Aqua Stop: Neff's warranty in case of water damage – throughout the lifetime of the appliance.*
- Self-cleaning filter system with 3 piece corrugated filter
- incl. Steam protection for worktop
- Stainless steel interior
- Dimensions (HxWxD): 81.5 x 59.8 x 55cm

¹ Scale of Energy Efficiency Classes from A to G

² Energy consumption in kWh per 100 cycles (in programme Eco 50 °C)

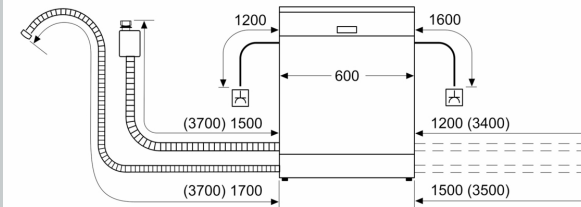
³ Water consumption in litres per cycle (in programme Eco 50 °C)

⁴ Duration of programme Eco 50 °C

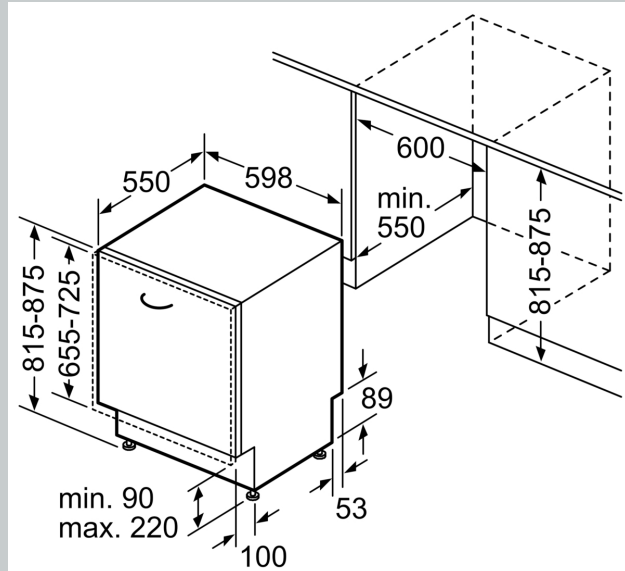
N 50, FULLY-INTEGRATED DISHWASHER, 60 CM
S155ECX07G

Dimensioned drawings

measurements in mm



socket
() values with extension kit



measurements in mm