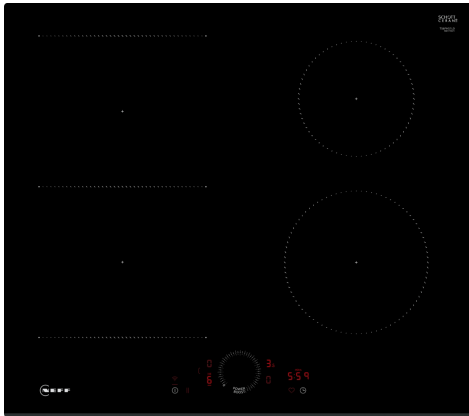


*N 70, INDUCTION HOB, 60 CM, SURFACE MOUNT
WITHOUT FRAME
T56FHS1L0*



Optional accessories

Z1365WX0	Wireless food thermometer
Z9404SE0	4 pieces Set
Z9406SE0	6 pieces Set
Z9410ES0	Espresso maker 4 cups
Z9428FE0	Iron pan Ø 18 / 28 cm
Z943SE0	Set of 2 pots and 1 pan

Standalone Combi Induction hob with Twist Touch® control.

- ✓ Twist Touch®: control your hob with a twist of your finger.
- ✓ Combi Induction: combine two circular cooking zones when using large cookware.
- ✓ Home Connect: monitor your hob via the app.
- ✓ Smart Hood Automatic: the matching hood automatically adjusts to your hob settings while cooking.
- ✓ Favourite Button - Save and manage the settings of your choice.

Features

Technical Data

Product name/family: Cooking zone ceramic
 Built-in / Free-standing: Built-in
 Energy input: Electric
 Number of cooking zones: 4
 Required niche size for installation (HxWxD): 51 x 560-560 x 490-500 mm
 Width of the appliance: 592 mm
 Dimensions: 51x592x522 mm
 Dimensions of the packed product (HxWxD): 126x753x608 mm
 Net weight: 11.9 kg
 Gross weight: 13.1 kg
 Residual heat indicator: Separate
 Location of control panel: Front
 Basic surface material: Ceramic
 Color of surface: Black
 Length electrical supply cord: 110 cm
 EAN code: 4242004272984
 Voltage: 220-240 V
 Frequency: 50; 60 Hz



4 242004 272984

N 70, INDUCTION HOB, 60 CM, SURFACE MOUNT WITHOUT FRAME T56FHS1L0

Features

- 60 cm: space for 4 pots or pans.

Flexibility of cooking zones

- Combi zone
- : use bigger cookware by connecting two classic cooking zones into one large zone.
- Cooking zone front left: 190 mm, 210 mm, 2.5 KW (max. power 3.7 KW)
- Cooking zone rear left: 190 mm, 210 mm, 2.5 KW (max. power 3.7 KW)
- Cooking zone rear right: 145 mm, 1.6 KW (max power 2.2 KW)
- Cooking zone front right: 180 mm, 2 KW (max. power 3.1 KW)

Usage convenience

- Multitouch+: directly control the power with the imprinted touch ring.
- Favourite Button: directly access favourite functions with a configurable button (available with connected Home Connect account).
- Variable 17-stage power settings for each zone: precisely adapt the heat with 17 power levels (9 main levels and 8 intermediate levels).
- Keep warm function: via HC app/MyButton: Keep dishes warm at preset low power level.
- Switch-off timer: switches off the cooking zone at the end of the time set (e.g. for boiled eggs).
- Count-down-timer (can be chosen instead of switch-off timer): an alarm sounds at the end of the time set (e.g. for pasta).
- Sound volume adaptable to personal preference and needs.

Time saving & efficiency

- Power Boost function for all zones
- : boil water faster thanks to 50% more energy than at the highest standard level.
- heating with short boost: via HC app/MyButton: heat up pans faster than at the highest standard level while protecting the pan coating.
- QuickStart function: when switching on, the hob automatically selects the cooking zone with cookware (when placed on a zone whilst the hob is off).
- ReStart function: in case of unintentional switch-off, this feature restores all previous settings by switching on the hob again within 4 seconds

Connectivity

- Home Connect with Remote Monitoring: check if the hob is switched off even when not at home, and find recipes or additional functions in the Home Connect app.
- Hob Hood Control - hood control (with Wi-Fi enabled hood): automatically activates the hood when cooking, thanks to the WiFi connection of hob and suitable hood.
- Smart Hood Automatic: hood automatically adapts fan speed thanks to hob continuously providing cooking data (with matching hood and connected Home Connect account).
- via MyButton: open up the smart universe from your cooktop (partner service required). via MyButton: open up the smart universe from your cooktop (partner service required).

- Updateable appliance (available with connected Home Connect account): keep appliance always up to date with latest status of software. Updateable appliance (available with connected Home Connect account): keep appliance always up to date with latest status of software.

Design

- Bevelled front edge

Safety

- 2 stage residual heat indicators: indicates which cooking zones are still hot or warm.
- Control panel lock: prevent unintended activation of the hob.
- pause function: pause the heating process, e.g to answer the door.
- Main switch: switch off all cooking zones at the touch of a button.
- Safety cut out facility: for safety reasons, heating stops after a preset time if not used.

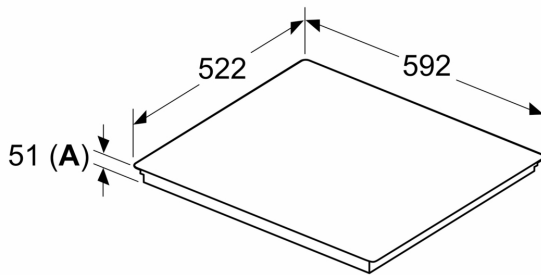
Installation

- Dimensions of the product (HxWxD mm): 51 x 592 x 522
- Required niche size for installation (HxWxD mm) : 51 x 560 x (490 - 500)
- Min. worktop thickness: 16 mm
- Connected load: 6.9 KW
- 4.6kW power output (20A); current management options for 16A, 13A or 10A connection: limit the maximum power if needed (depends on fuse protection of electric installation).

N 70, INDUCTION HOB, 60 CM, SURFACE MOUNT
WITHOUT FRAME
T56FHS1L0

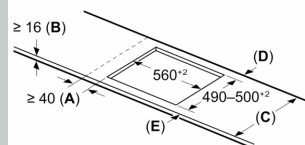
Dimensioned drawings

Measurements in mm



A: Recessed depth

Measurements in mm



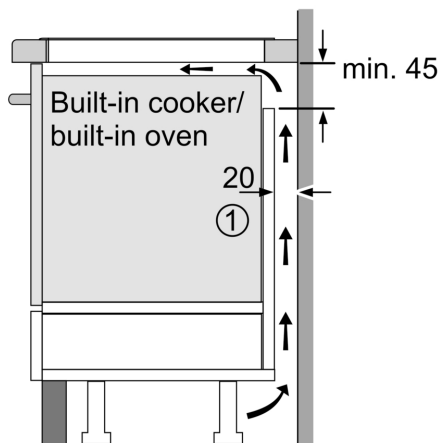
A: Min. distance from the hob cut-out to the wall

B: The clearance between the surface of the worktop and the top of the front of the oven must be 30 mm

See space requirements for the oven

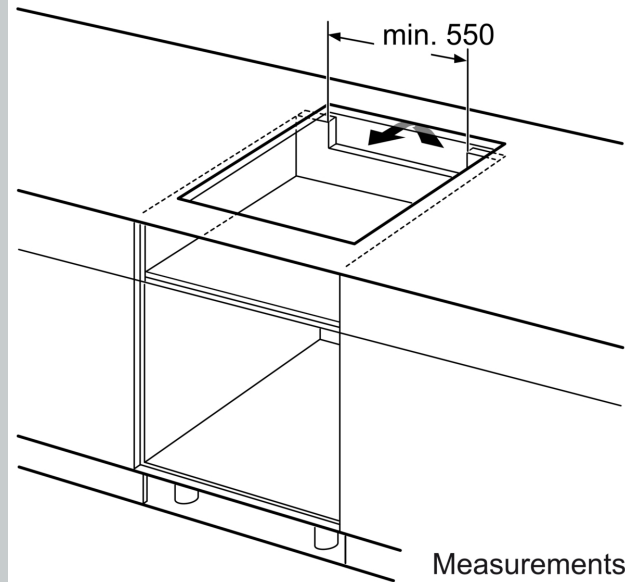
The worktop into which the hob is installed must withstand loads of approx. 60 kg; suitable substructures must be used if required

C	D	E
585-600	50	≥ 35
> 600	≥ 50	≥ 50



① Ventilation gap must be present

All measurements in mm



Measurements in mm

Dimensioned drawings

