


N 70, INDUCTION HOB, 80 CM, BLACK, T58FT20X0



Z9401FF0 Flex Pan, large, Z9401TY0 Teppan Yaki, Z9403FF0 Flex Pan set, 3 pcs., Z9404FF0 Flex Pan set, 4 pcs., Z9404SE0 4 pieces Set, Z9406SE0 6 pieces Set, Z9410ES0 Espresso maker 4 cups, Z9410X1 Stainless Steel roaster with glass lid, Z9415X1 Steaming Rack for Stainless Steel roaster, Z9416X2 Griddle Plate, Z9417X2 Teppan Yaki (large), Z9428FE0 Iron pan Ø 18 / 28 cm, Z943SE0 Set of 2 pots and 1 pan

FlexInduction Hob with TwistPad control.

- ✓ TwistPad® – our removable, magnetic control dial that gives you precise, convenient control over all cooking zones.
- ✓ Flex Induction – Your hob detects and heats your individual cookware.
- ✓ Power Move – Just slide your cookware to adjust the temperature.
- ✓ Power Boost – An extra surge of heat when you need fast results.
- ✓ Induction – the heat is generated directly in the cookware for precise cooking that stops when power is off.

Product name/family: Cooking zone ceramic
Built-in / Free-standing: Built-in
Energy input: Electric
Number of cooking zones: 5
Min. required niche size for installation (HxWxD): .. 51 x 750-750 x 490-500 mm
Width of the appliance: 802 mm
Dimensions: 51x802x522 mm
Dimensions of the packed product (HxWxD): .. 126 x 953 x 603 mm
Net weight: 13.8 kg
Gross weight: 17.4 kg
Residual heat indicator: Separate
Location of control panel: Front
Basic surface material: Ceramic
Color of surface: Black
Length electrical supply cord: 110.0 cm
EAN code: 4242004195795
Voltage: 220-240 V
Frequency: 50; 60 Hz



N 70, INDUCTION HOB, 80 CM, BLACK, T58FT20X0

Design

- Bevelled front edge
- 80 cm: space for 5 pots or pans.

Flexibility of cooking zones

- Flex Induction: use cookware of any shape or size anywhere within the 40cm long zone.
- Cooking zone front left: 180 mm, 1.8 KW (max. power 3.1 KW)
- Cooking zone rear left: 145 mm, 1.4 KW (max. power 2.2 KW)
- Cooking zone middle: 240 mm, 2.2 KW (max. power 3.7 KW)
- Cooking zone rear right: 210 mm, 200 mm, 2.2 KW (max power 3.7 KW)
- Cooking zone front right: 210 mm, 200 mm, 2.2 KW (max. power 3.7 KW)

Usage convenience

- TwistPad®: directly control the power with the removable magnetic knob.
- Variable 17-stage power settings for each zone: precisely adapt the heat with 17 power levels (9 main levels and 8 intermediate levels).
- Keep warm function: keep dishes warm at preset low power level.
- Timer with automatic shut off for all zones
- : switches off the cooking zone at the end of the time set (e.g. for boiled eggs).
- LED timer for each zone with switch off function and acoustic signal
- : an alarm sounds at the end of the time set (e.g. for pasta).
- Count up timer
- : shows how much time has passed since starting the timer (e.g. for potatoes).

Time saving & efficiency

- Power Boost function for all zones
- : boil water faster thanks to 50% more energy than at the highest standard level.
- PanBoost: heat up pans faster than at the highest standard level while protecting the pan coating.
- PowerMove with 3 levels: increase or decrease the power level simply by moving the pot forwards or backwards.
- QuickStart function: when switching on, the hob automatically selects the cooking zone with cookware (when placed on a zone whilst the hob is off).
- ReStart function: in case of unintentional switch-off, this feature restores all previous settings by switching on the hob again within 4 seconds

Safety

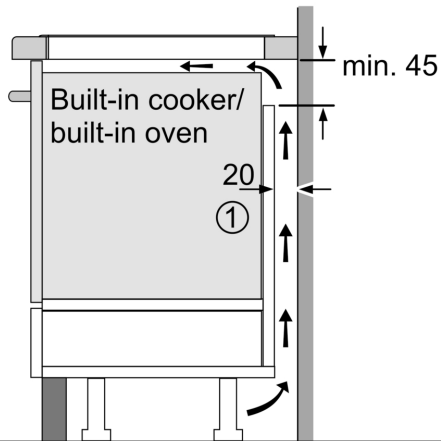
- 2 stage residual heat indicators: indicates which cooking zones are still hot or warm.
- Control panel lock: prevent unintended activation of the hob.
- Control panel suspension: wipe overboiled liquids without unintentionally changing settings (blocking all touch buttons for 30 seconds).
- Main switch: switch off all cooking zones at the touch of a button.
- Safety cut out facility: for safety reasons, heating stops after a preset time if not used.

- Energy consumption display: shows the electricity consumption of the last cooking process.

Installation

- Dimensions of the product (HxWxD mm): 51 x 802 x 522
- Required niche size for installation (HxWxD mm) : 51 x 750 x (490 - 500)
- Min. worktop thickness: 16 mm
- Connected load: 7.4 KW
- 4.6kW power output (20A); current management options for 16A, 13A or 10A connection: limit the maximum power if needed (depends on fuse protection of electric installation).
- Power cord: 1.1 m, Cable included in packaging

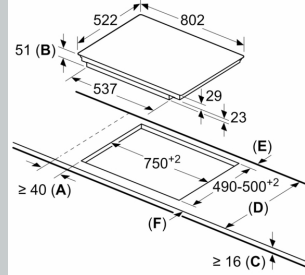
N 70, INDUCTION HOB, 80 CM, BLACK,
T58FT20X0



①
Ventilation gap must
be present

All measurements in mm

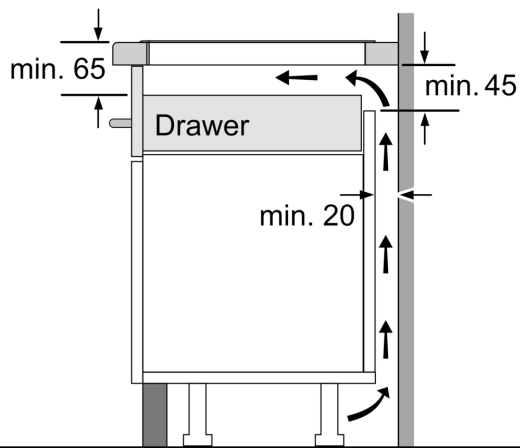
measurements in mm



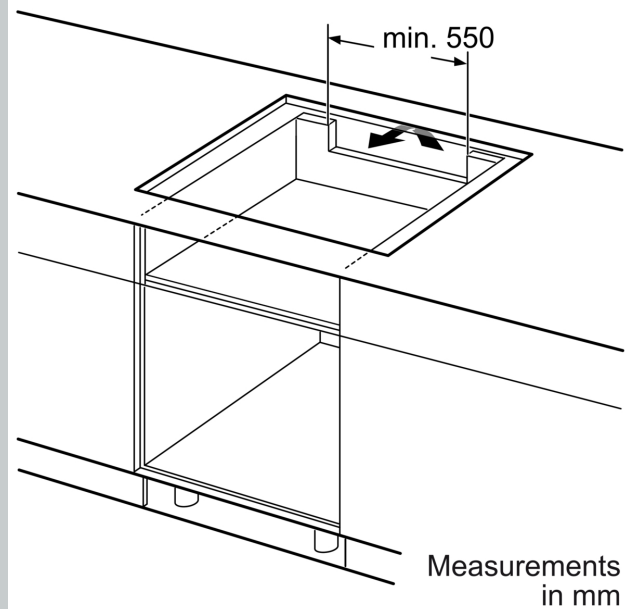
A: Minimum distance from the hob cut-out to the wall.
B: Recessed depth
C: The clearance between the surface of the worktop and the top of the front of the oven must be 30 mm. See space requirements for the oven.

The worktop into which the hob is installed must withstand loads of approx. 60 kg; suitable substructures must be used if required.

D	E	F
585-600	50	≥ 35
> 600	≥ 50	≥ 50



Measurements in mm



Measurements
in mm