

BUILT-IN WASHING MACHINE, 8 KG, MAX. 1400 RPM W543BX2GB



Optional accessories

WMZ2381	Extension for cold water inlet /AquaStop
WZMPF10	Microplastic Filter
Z7080X0	Floor securing component
Z8060X1	Height-adjustable feet

The extremely quiet and durable built-in washing machine with 8 kg load capacity, practical short cycles and optimal water dispensing.

- ✓ Speed Perfect – Optimal washing results in up to 65% less time.
- ✓ Intelligent Water System – Smart sensors reduce use of water.
- ✓ Quick 15' – Washes, rinses, and spins in just 15 minutes
- ✓ Efficient Silent Drive with 10-year warranty – quiet motor and peace of mind.
- ✓ Cardan Drive: Effortlessly adjust the height of the back feet of your built-in washer from the front

Features

Technical Data

Energy Efficiency Class¹: C
 Weighted energy consumption in kWh per 100 washing cycles of eco 40-60 programme: 62 kWh/100 cycles
 Rated capacity, in kg, for the eco programme at full load (EU 2017/1369): 8.0 kg
 The water consumption of the eco programme in liters per cycle: 45 l
 Duration of eco 40-60 programme in hours and mins at rated capacity: 3:26 h
 Spin-drying efficiency class of eco 40-60 programme: B
 Airborne acoustical noise emission class: A
 Airborne acoustical noise emissions : 66 dB(A) re 1pW
 Built-in / Free-standing: Built-in
 Dimensions of the product: 818x596x544 mm
 Net weight: 72.1 kg
 Connection Rating: 2300 W
 Fuse protection: 10 A
 Voltage: 220-240 V
 Frequency: 50 Hz
 Length electrical supply cord: 210 cm
 Door hinge: Left
 Wheels: No
 EAN code: 4242004268352
 Installation typology: Full-integrated



¹ Scale of Energy Efficiency Classes from A to G

BUILT-IN WASHING MACHINE, 8 KG, MAX. 1400
RPM
W543BX2GB

Features

Performance

- Energy Efficiency Class¹: C
- Energy² / Water³: 62 kWh / 45 litres
- Load capacity: 1 - 8 kg
- Programme duration⁴: 3:26 h:min
- Spin drying efficiency class: B
- Spin speed^{**}: 400 - 1400 rpm
- Noise level: 66 dB (A) re 1 pW
- Noise efficiency class: A
- Fully integratable

Programmes/functions

Key features

- Touch control buttons: Ready in, SpeedPerfect, Start / Reload, Spin speed reduction

Additional features

- Reload Function – lets you add items even after the programme has started.
- Large display for programme progress indication, spin speed, remaining time, 24 hour end time delay and load recommendation
- EcoSilence Drive
- EcoSilence drive with 10 year warranty
- AquaStop: Neff home appliance with lifetime warranty against water damage
- autoLoad Plus
- Foam detection system
- Safeguard monitoring system adjusts load distribution
- Noise insulation: bottom cover
- AntiVibration Design - for more stability and quietness
- Detergent dispensing: easy clean
- Divider for Liquid Detergent
- Buzzer to indicate the end of cycle
- Large white door with 130° opening and 30 cm porthole
- Furniture door is reversible
- Metal door catch

Technical Information

- adjustable base height: 15 cm
- adjustable base depth: 6.5 cm
- Height adjustment with Cardan drive

¹ Scale of Energy Efficiency Classes from A to G

² Energy consumption in kWh per 100 cycles (in programme Eco 40-60)

³ Weighted water consumption in litres per cycle (in programme Eco 40-60)

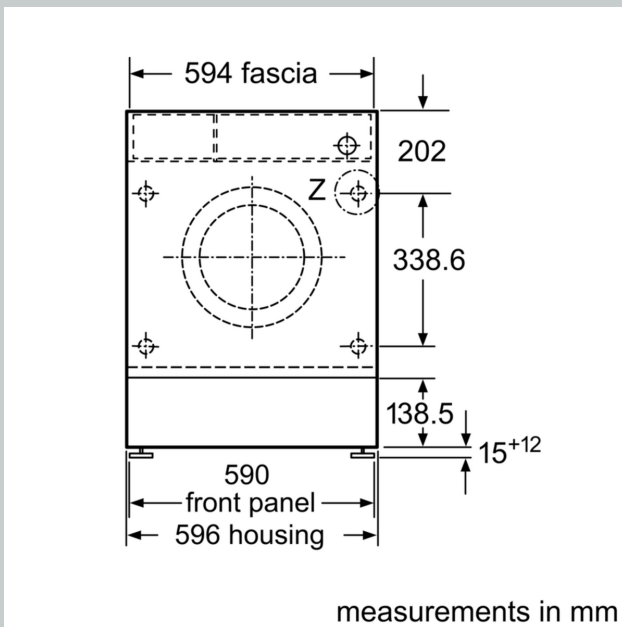
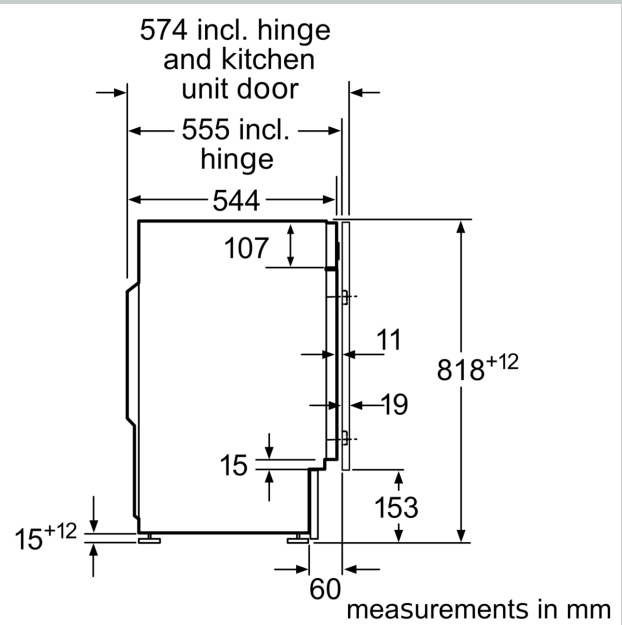
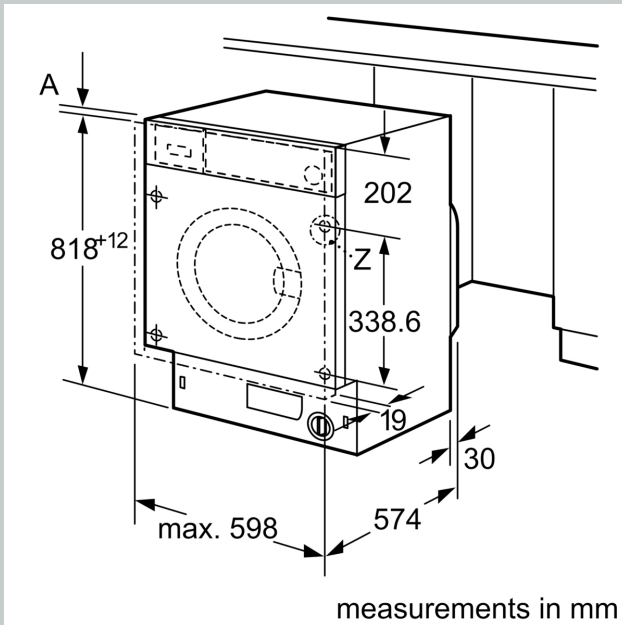
⁴ Duration of Eco 40-60 programme

^{**} The maximum spin speed is automatically reduced in the case of laundry imbalances.

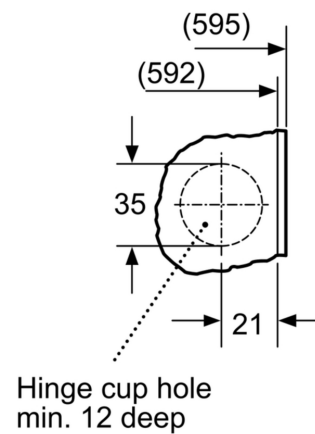
* Please find warranty terms under: BSHM_BMRK_BL

BUILT-IN WASHING MACHINE, 8 KG, MAX. 1400
RPM
W543BX2GB

Dimensioned drawings



Z detail



measurements in mm