

N 90, BUILT-IN FULLY AUTOMATIC COFFEE MACHINE, BLACK, REMOVABLE WATER TANK C17KS61H0



Z6360S0 strip

- ✓ Aroma Double Shot – Strong coffee with less bitterness thanks to two grinding and brewing processes.
- ✓ Home Connect – Discover smart home appliances that make everyday life easier.
- ✓ Intelligent Heater Inside – The Senso Flow System guarantees the right temperature and best aroma.
- ✓ One Touch Double Cup – Your choice of espresso or milk drinks with a touch of button – Even two cups at once.

Built-in / Free-standing: Built-in
 Net weight: 19.5 kg
 Gross weight: 22.3 kg
 Dimensions: 455x596x377 mm
 Dimensions of the packed product (HxWxD): . 540 x 478 x 670 mm
 Required niche size for installation (HxWxD): . 449 x 558 x 356 mm
 EAN code:4242004234470
 Fuse protection:10 A
 Voltage:220-240 V
 Frequency: 50/60 Hz
 Length electrical supply cord: 170.0 cm



N 90, BUILT-IN FULLY AUTOMATIC COFFEE MACHINE, BLACK, REMOVABLE WATER TANK C17KS61H0

Flavour

- Innovative SensoFlow heating system
- One-touch preparation: Ristretto, Espresso, Espresso macchiato, Coffee, Cappuccino, Latte macchiato, Caffé Latte at the touch of a button
- AromaDoubleShot: Extra-strong coffee with less bitterness thanks to two grinding and brewing processes
- Beverage temperature individually adjustable: Coffee: 3 grades, Hot water: 4 grades
- optional Brita intensa water filter: Reduces the lime content of water and filters substances affecting smell and taste

Convenience

- 4.1" TFT display with interactive menu
- Display language selectable
- MyCoffee: Save 8 favourite beverages with individual names and adjustable mixing ratio of milk and espresso
- Coffee outlet yesheight-adjustable: Up to 15 cm (max), 7 cm (min), Yes high Latte Macchiato glasses fit underneath
- Cappuccino: Prepare two cups simultaneously for all coffee and milk specialities
- Removable 2.4 litre water tank
- Early warning when bean container or water tank are close to empty
- Flexible milk solution: Decide for yourself if you prefer connecting the yes milk container or using any other container, e.g. a milk carton
- Short user manual always at hand inside appliance

Performance

- SilentCeramDrive: High-value ceramic grinding unit
- CoffeeSensorPro: The grinding unit automatically adjusts to bean variety
- One-touch coffee milk specialities with especially fine-pored milk froth thanks to an innovative milk frother
- Grinding fineness adjustable (multi-level)
- Water pump with 19 bar pressure
- Separate container for pre-grounded coffee

Functions & Features

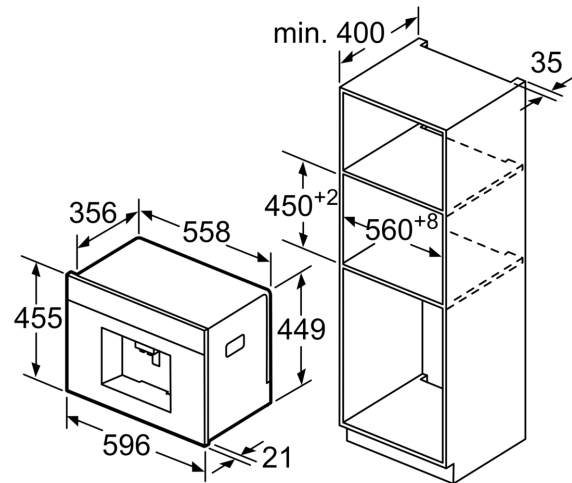
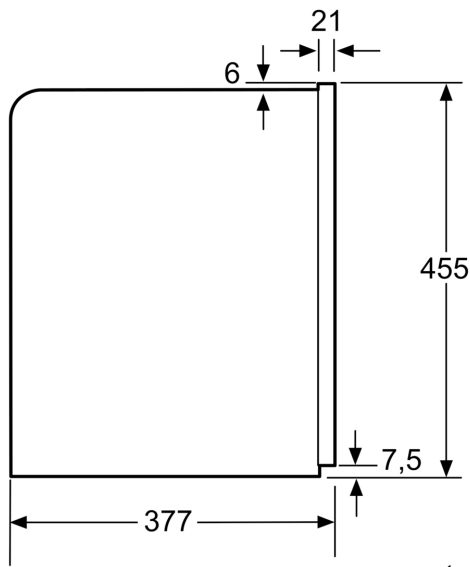
- Removable brewing unit: Easy and hygienic cleaning under running water
- Steam blast: Fully-automatic steam cleaning of the milk system after every beverage
- All milk nozzle parts are easily removable, separable, easy to clean & dishwasher-proof
- Complete emptying of all pipes after each brewing process
- Automatic rinsing program when switch-off, switch-on
- Removable drip dish including container for coffee grounds
- Fully automatic descaling & cleaning program
- Reminds in time of water filter change, descaling, cleaningDecalcification
- Bean container with aroma protection lid (500 g volume)

- Containers for water, milk and coffee beans are easily accessible but hidden behind a door, so the kitchen always looks clean
- Child-proof lock: key lock preventing unintended brewing cycle

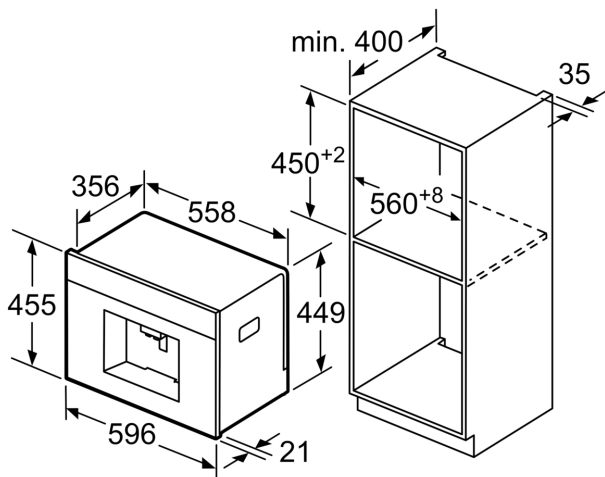
Accessories

- Cleaning tablet, Descaling tablet, Measuring spoon, Set assembly screws, Milk container

N 90, BUILT-IN FULLY AUTOMATIC COFFEE
MACHINE, BLACK, REMOVABLE WATER TANK
C17KS61H0

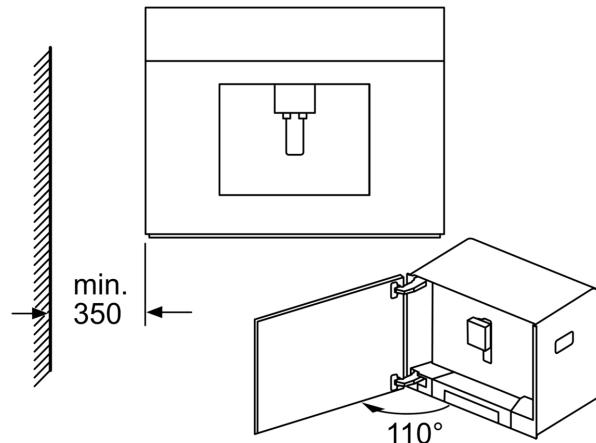


Bean and water containers
are removed from the front.
Recommended installation
height 95-145 cm.



Bean and water containers
are removed from the front.
Recommended installation
height 95-145 cm.

left corner installation



If using the 92° hinge limiter
(spare part no. 00636455),
the minimum distance to the wall
is only 100 mm.

