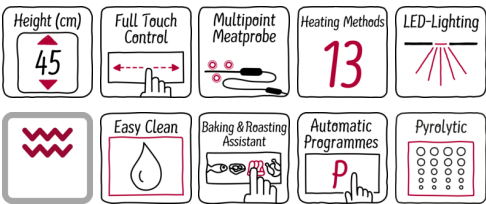


N 90, Built-in compact oven with microwave function,
Stainless steel
C28MT27N0B



Compact built-in oven with integral microwave and MultiPoint roast thermometer - even more ways to cook dishes to perfection, quickly and conveniently

✓ FullTouch Control - simple, precise oven control by fingertip touch on the smooth surface of the high resolution TFT colour display.

Features

Technical Data

Type of micro-wave oven : MW-Combi
Type of control : Electronic
Color / Material Front : Stainless steel
Dimensions of the product (mm) : 455 x 596 x 548
Cavity dimensions (mm) : 237.0 x 480 x 392.0
Length electrical supply cord (cm) : 150
Net weight (kg) : 36.733
Gross weight (kg) : 39.0
EAN code : 4242004185857
Maximum micro-wave power (W) : 900
Connection Rating (W) : 3600
Current (A) : 16
Voltage (V) : 220-240
Frequency (Hz) : 60; 50
Plug type : no plug



Optional accessories

- Z11SZ00X0 SeamlessCombination mounting kit
- Z11SZ60X0 SeamlessCombination 45 + 14cm
- Z11SZ90X0 SeamlessCombination 60 + 45cm
- Z12CB10A0 Baking tray, anthracite enamelled
- Z12CM10A0 Moussaka pan, anthracite enamelled
- Z14CR10X0 Baking and roasting grid (microwave)
- Z19DD10X0 Steam set for ovens

*N 90, Built-in compact oven with microwave
function, Stainless steel
C28MT27N0B*

Features

Heating Functions

- Compact oven with microwave with 13 heating methods: CircoTherm / HotAir CircoTherm Eco Top/Bottom heat Top/Bottom heat Eco CircoRoasting Full surface grill Centre area grill CircoTherm Intensive / Pizza setting Bottom heat Low temperature / slow cooking Dough proving Plate warming Keep warm
- Additional heating methods with microwave: Microwave, 5 power levels Combination microwave and conventional oven
- Max. Power: 900 W; 5 Microwave power settings (90 W, 180 W, 360 W, 600 W, 900 W) with Inverter (MW)
- Cavity volume: 45 l

Design

- Anthracite enamel cavity with 3 shelf positions

Cleaning

- Pyrolytic self cleaning
- EasyClean Cleaning program

Convenience

- 5.7" TFT colour and graphics Display with FullTouch control
- SoftMove Door - SoftOpen & SoftClose
- Supporting systems: Bake and Roast assist, Automatic Programs
- Number of automatic programs: 14
- Multipoint MeatProbe
- Electronic clock with start / stop function
- Rapid heating-up
- LED lighting
- Cooling fan
- Stainless-steel fan

Hook-in racks / rails

Accessories

- Universal pan Combination grid

Cleaning

- Individual adjustable child lock Residual heat indicator Safety switch off

Technical Information

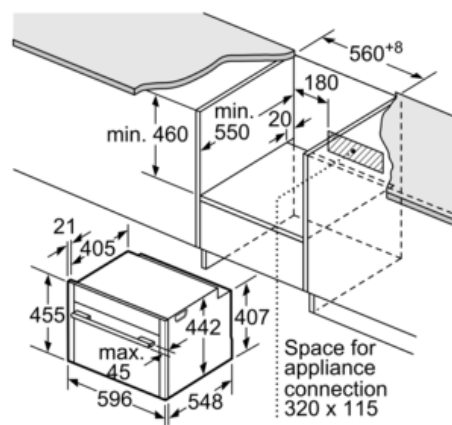
- Length of mains cable: 150 cm
- Total connected load electric: 3.6 KW
- Appliance dimension (HxWxD): 455 mm x 596 mm x 548 mm
- Installation dimensions (HxWxD): 450 mm - 455 mm x 560 mm - 568 mm x 550 mm
- Please reference the built-in dimensions provided in the installation drawing

C28MT27N0B

Dimensioned drawings

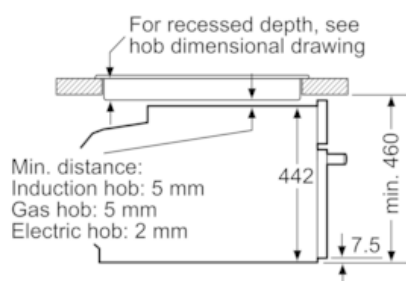
If the compact appliance will be installed underneath a hob, the following worktop thicknesses (including substructure if necessary) must be taken into account.

Hob type	min. worktop thickness	
	fitted	flush
Induction hob	42 mm	43 mm
Full surface Induction hob	52 mm	53 mm
Gas hob	32 mm	43 mm
Electric hob	32 mm	35 mm

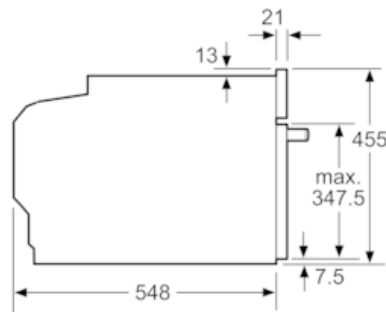


measurements in mm

Installation with a hob.



measurements in mm



measurements in mm

