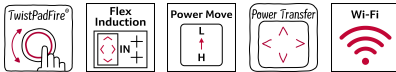



N 90, INDUCTION COOKTOP, 80 CM, SURFACE
MOUNT WITH FRAME
T58TL6EN2



1 x Slider for unducted recirculation, 1 x Clean Air Plus odor filter

Z811DU0 Acoustics Filter, Z821PD1 Plinth Diffusor, Z821VR0 cleanAir recirculation replenishment fil, Z821VR1 Clean Air Plus odor filter (replacement), Z861KE1 Exhaust kit, Z861KR0 Recirculation kit 2 L-bow (70cm), Z861KR1 Recirculation kit S and L-bow (60cm), Z861KR2 Recirculation kit 1x L-bow, Z861SB1 90° flat duct bend horizontal, Z861SB2 90° flat duct L vertical, Z861SB3 90° flat duct M vertical, Z861SB4 90° flat duct S vertical, Z861SI0 Adapter round-flat, Z861SI1 90° Adapter round-flat, Z861SM1 Straight tube 500mm, Z861SM2 Straight tube 1000mm, Z861SS1 Connector sleeve (female), Z861SS2 Flex sleeve (female), Z9404SE0 4 pieces Set, Z9406SE0 6 pieces Set, Z9410X1 Stainless Steel roaster with glas lid, Z9415X1 Steaming Rack for Stainless Steel roaste, Z9416X2 Griddle Plate, Z9417X2 Teppan Yaki (large), Z9428FE0 Iron pan Ø 18 / 28 cm, Z943SE0 Set of 2 pots and 1 pan, Z9451X0 System pan diameter 15 cm, Z9453X0 System pan diameter 21cm, Z9914X0 Connecting strip

This induction cooktop with integrated ventilation combines two appliances in one for a clear uninterrupted view while cooking with a sleek and sophisticated design.

- ✓ TwistPadFire – Our removable, magnetic, illuminated control dial that gives you precise control over all cooking zones.
- ✓ Flex Induction – Flexibility to position different sized pans on your cooktop.
- ✓ Power Move – Just slide your cookware to adjust the temperature.
- ✓ Power Transfer – When you reposition a pot, your settings automatically follow the cookware.
- ✓ Home Connect – Send cooking settings to your smart cooktop via the Home Connect App.

Product name/family: Cooking zone ceramic
Built-in / Free-standing: Built-in
Energy input: Electric
Total number of positions that can be used at the same time: 4
Required niche size for installation (HxWxD): 223 x 750-750 x 490-490 mm
Width of the appliance: 826 mm
Dimensions: 223x826x546 mm
Dimensions of the packed product (HxWxD): . 430 x 940 x 660 mm
Net weight: 27.1 kg
Gross weight: 33.5 kg
Residual heat indicator: Separate
Location of control panel: Front
Basic surface material: Ceramic
Color of surface: Black, Stainless steel
Color of frame: Stainless steel
Length electrical supply cord: 110.0 cm
Knob Material: Plastic
Sealed Burners: No
heating with booster: All
Power of 2nd heating element (kW): 3.3 kW
Number of speed settings: 17-stage + 2 intensive
Maximum output air extraction: 500 m³/h
Boost position output recirculating: 595.0 m³/h
Maximum output recirculating air: 499 m³/h
Boost position air extraction: 622 m³/h
Noise level: 69 dB(A) re 1pW
Odour filter: No
Operating Mode: Convertible
Clean filter reminders: Yes
Voltage: 220-240/380-415 V
Frequency: 50-60 Hz
Main colour of product: Black
Included accessories: 1 x Slider for unducted recirculation, 1 x Clean Air Plus odor filter



N 90, INDUCTION COOKTOP, 80 CM, SURFACE MOUNT WITH FRAME T58TL6EN2

- Aesthetically integrated fully flush air intake design with floating, heat resistant glass ceramics element for free movement and placement of cookware
- Neff TwistPadFire magnetic illuminated control dial

Integrated ventilation downdraft system

- 17 electronically controlled fan power levels and 2 intensive fan power levels
- Sensor-based, smart, fully automatic ventilation system Automatic switch-on of ventilation system when a cooking zone is used Sensor-based and cooktop-based, fully-automatic adjustment of power levels 3 ventilation modes: Low-noise, balanced, performance mode. Automatic delayed shut-off after cooking to remove residual odors after cooking Manual control of the fan level is possible at any time
- High performance grease filter and liquid collector unit
- Convenient one-hand removal via floating glass ceramics handle Easy-to-clean, fully dishwasher safe and heat resistant Upper and lower liquid collector units accidental spillage, overall capturing capacity of 900ml (upper 200ml + lower 700ml) Watertight blower system
- Saturation indicator for CleanAir filters. Displays on the cooktop and via the HomeConnect app (replacement CleanAir filter set Z821VR0)
- Extraction rate according to EN 61591:
- Ducted extraction (Min/Max/Intensive): 154/500/622 m³/h
- Recirculated extraction (Min/Max/Intensive): 132/499/595 m³/h
- Noise level for ducted extraction (sound power emissions) (Min/Max/Intensive): 42/69/74 dB(A)
- Noise level for recirculated extraction (sound power level) (Min/Max/Intensive): 41/68/72 dB(A)

Flexibility of cooking zones

- 2 FlexZones: use cookware of any shape or size anywhere within the 40cm cooking zone.
- Cooking zone front left: 200 mm, 240 mm, 2.2 KW (max. power 3.7 KW)
- Cooking zone rear left: 200 mm, 240 mm, 2.2 KW (max. power 3.7 KW)
- Cooking zone rear right: 200 mm, 240 mm, 2.2 KW (max power 3.7 KW)
- Cooking zone front right: 200 mm, 240 mm, 2.2 KW (max. power 3.7 KW)

Comfort & Convenience

- Neff TwistPadFire magnetic illuminated control dial: directly control the power with the illuminated and removable magnetic control knob.
- 17 power levels for each cooking zone: precisely adapt the heat with 17 power levels (9 main levels and 8 intermediate levels).
- Keep warm function for all cooking zones: keep dishes warm at preset low power level.
- LED display and timer with auto switch off for all cooking zones: switches off the cooking zone at the end of the time set (e.g. for boiled eggs).
- Alarm clock

- : an alarm sounds at the end of the time set (e.g. for pasta).
- Timer / Alarm clock: shows how much time has passed since starting the timer (e.g. for potatoes).

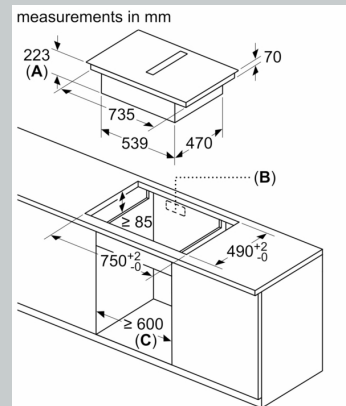
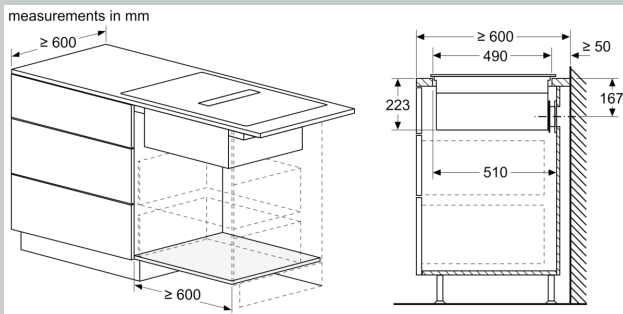
Connectivity

- HomeConnect enabled: check if the cooktop is switched off even when not at home, and find recipes or additional functions in the Home Connect app. www.home-connect.co.nz

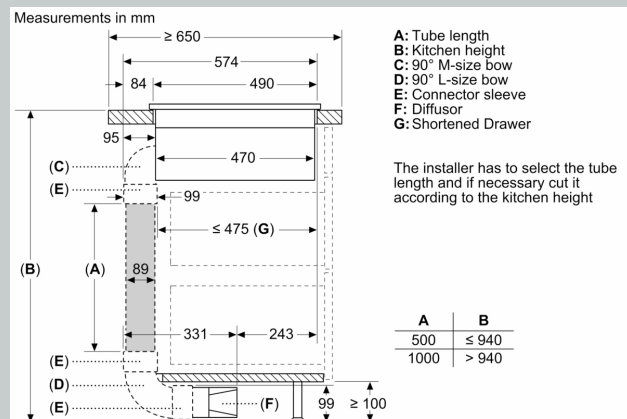
Design

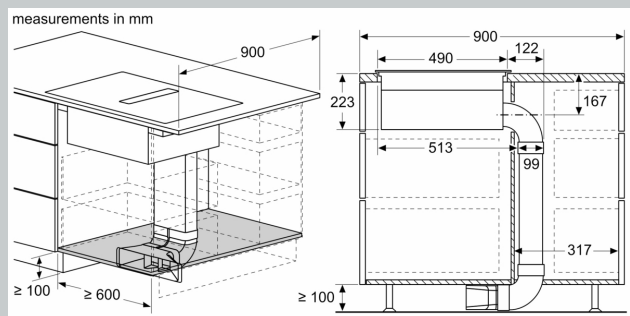
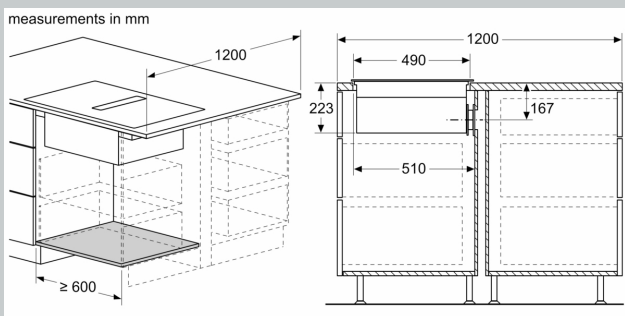
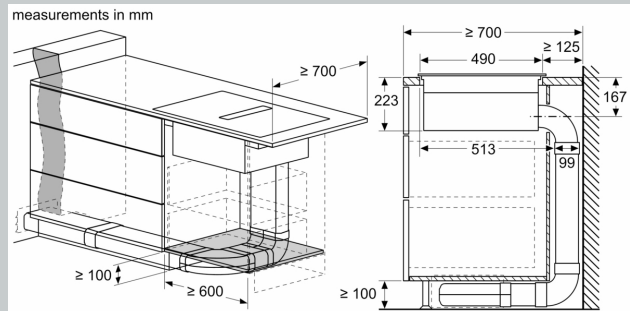
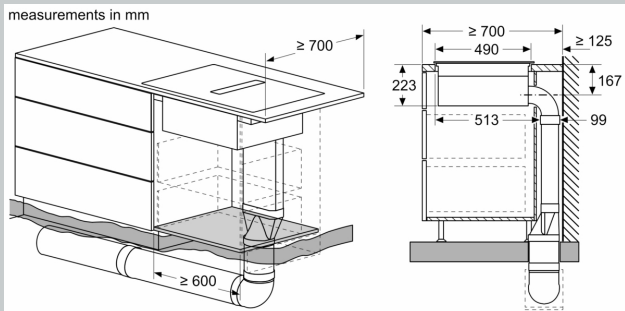
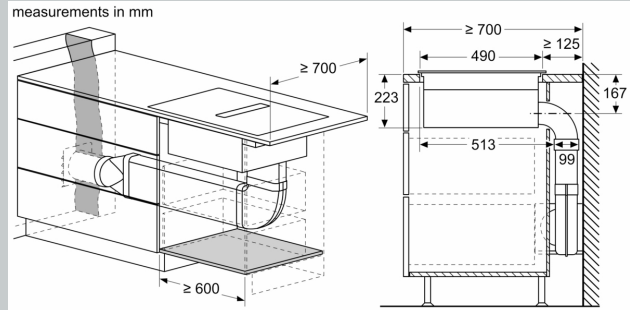
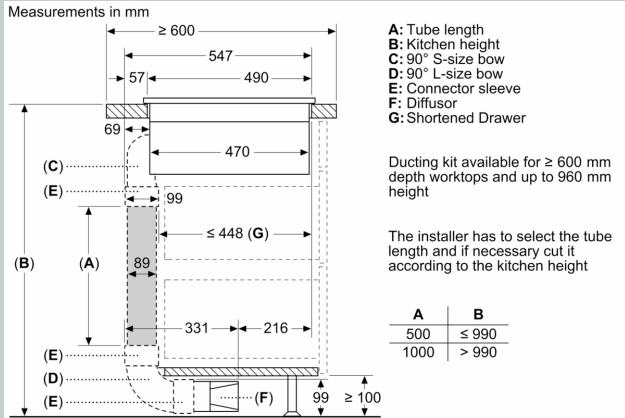
- Black ceramic glass with stainless steel flush-fitted trim

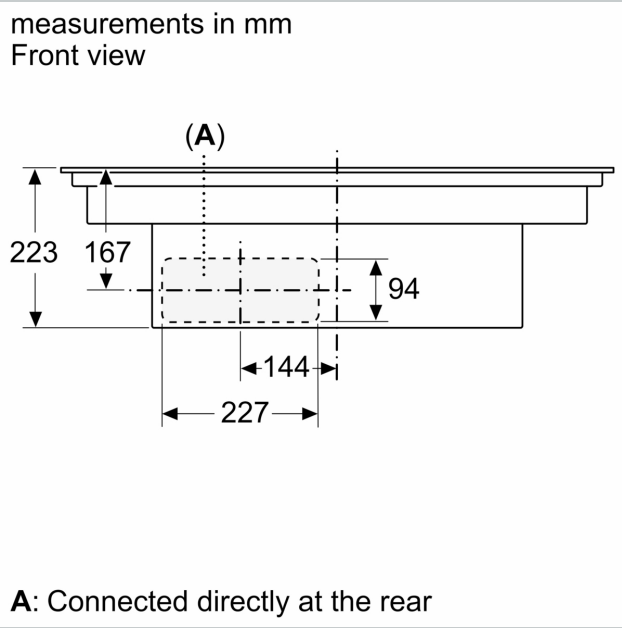
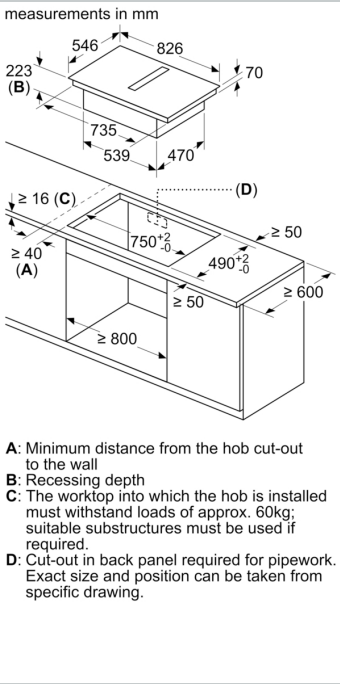

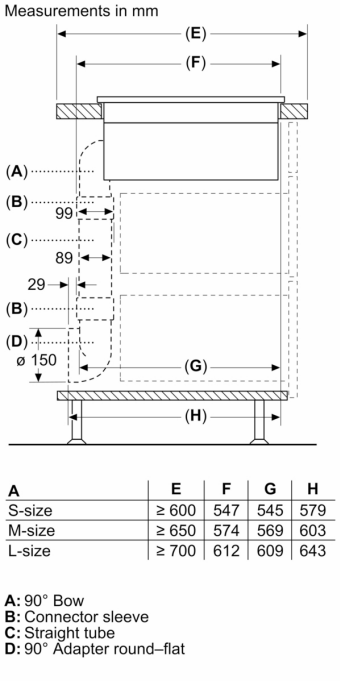
N 90, INDUCTION COOKTOP, 80 CM, SURFACE
MOUNT WITH FRAME
T58TL6EN2



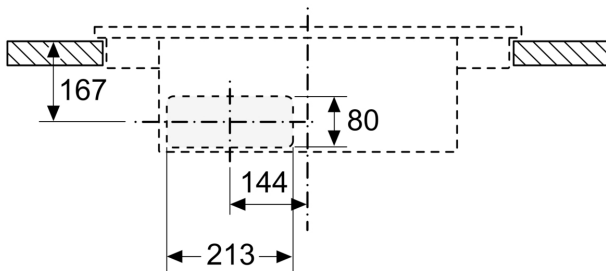
- A:** Recess depth
B: Cut-out in back panel required for pipework.
Exact size and position can be taken from specific drawing.
C: All 80 cm width class models can be installed in 60 cm wide furniture by adjusting the side panels.



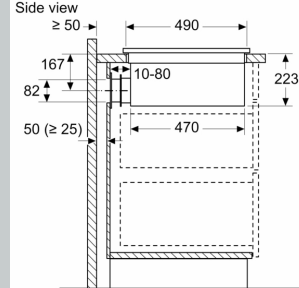




measurements in mm
Front view – unit cut-out
for unducted recirculation



measurements in mm



When installing directly against outer walls that are not insulated ($\mu \geq 0.5 \text{ W/m}^2\text{°C}$), we recommend using partially or fully ducted recirculation configurations.

measurements in mm
Front view

