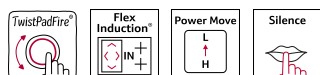
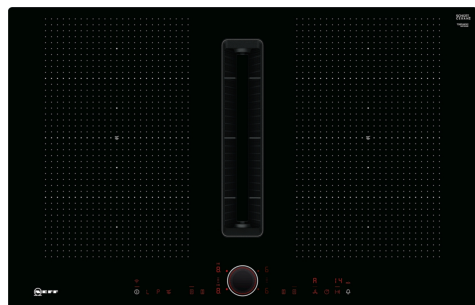


N 90, TABLE INDUCTION ASPIRANTE, 80 CM, À FLEUR DE PLAN T58PL6EX2



Accessoires intégrés

1 x Connecteur télescopique mode recyclage, 1 x Filtre à charbon Clean Air Plus

Accessoires en option

Z811DUO FILTRE REDUCTEUR BRUIT INSTA. EVACUATION, Z821PD1 diffuseur de plinthe, Z821VR0 FILTRES DE REMPLACEMENT CLEANAIR PLUS, Z821VR1 FILTRES DE REMPLACEMENT CLEANAIR PLUS, Z861KE1 KIT INSTALLATION EN EVACUATION, Z861KR0 KIT INST. EN RECYCLAGE L (PROF. 70CM), Z861KR1 KIT INST. EN RECYCLAGE S (PROF. 60CM), Z861KR2 Kit de recirculation 1x coude L, Z861SB1 Coude horizontal, Z861SB2 Coude vertical L 90°, Z861SB3 Coude vertical M 90° (raccourci), Z861SB4 Coude vertical S 90°, Z861SI0 Connecteur rond/plat droit, Z861SI1 Connecteur rond/plat coudé, Z861SM1 Tube plat 500mm, Z861SM2 Tube plat 1000mm, Z861SS1 Manchon femelle, Z861SS2 PIECE DE CONNEXION FLEXIBLE PLAT Ø150, Z9404SEO BATTERIE CUISINE 4 PCS, Z9406SEO 6 pieces Set, Z9410X1 BRAISIERE EN INOX, Z9415X1 PANIER VAPEUR INOX POUR Z9410X1, Z9416X2 GRIL FONTE 40X20 CM, Z9417X2 PLAT TEPPAN YAKI, Z9428FE0 Poêle à frire Ø 18 / 28 cm, Z943SEO Set de 2 casseroles et 1 poêle à frire, Z9451X0 Pan, Z9453X0 POELE 22 CM

Cette table de cuisson avec aspiration intégrée réunit deux appareils en un et offre une vue dégagée pendant la cuisson.

- ✓ TwistPadFire® : commande amovible, magnétique et lumineuse qui vous donne un contrôle précis sur toutes les zones de cuisson.
- ✓ Flex Induction : votre table de cuisson détecte chaque casserole et chauffe exactement la zone correspondante.
- ✓ Power Move : faites glisser votre casserole sur la table de cuisson pour changer de température.
- ✓ Taux d'extraction élevé grâce à une technologie de moteur efficace.
- ✓ Reduced Noise – our optimized motor guarantees a quiet cooking experience.

Équipement

Données techniques

Type d'appareil: Foyer en vitrocéramique
Type de construction: Encastrable
Type d'énergie: Electrique
Nombre de foyers: 4
Largeur: 792 mm
Dimensions appareil H x L x P: 227x792x512 mm
Dimensions du produit emballé: 430 x 950 x 660 mm
Poids net: 26.4 kg
Poids brut: 32.8 kg
Témoin de chaleur résiduelle: Indépendant
Emplacement du bandeau de commande: Devant de la table
Matériau de la surface: Vitrocéramique
Couleur de la surface: Noir
Longueur du cordon électrique: 110.0 cm
Bouton: plastique
Brûleurs: non
Power Boost: Toutes les zones de cuisson
Puissance du 2nd foyer: 3.3 kW
Nombre de vitesses: 17 vitesses + 2 intensives
Débit d'aspiration max en évacuation en m³/h: 500 m³/h
Débit de l'aspiration en Recyclage d'air position turbo: .. 595.0 m³/h
Débit d'aspiration max en recyclage en m³/h: 499 m³/h
Débit d'air position intensive en évacuation: 622 m³/h
Niveau Sonore: 69 dB(A) re 1pW
Filtre anti-odeurs: non
Mode d'aspiration: Recyclage ou Évacuation
Indicateur de changement de filtre: Oui
Tension: 220-240/380-415 V
Fréquence: 50-60 Hz
Accessoires inclus: 1 x Connecteur télescopique mode recyclage, 1 x Filtre à charbon Clean Air Plus



N 90, TABLE INDUCTION ASPIRANTE, 80 CM, À FLEUR DE PLAN T58PL6EX2

Équipement

- Les zones de cuisson sont automatiquement assemblées ou dissociées en fonction de la taille des poêles et casseroles.
- Required niche size for installation (HxWxD mm): 227 x 796 x 516

Aspiration intégrée

- Table de cuisson à induction avec hotte aspirante à haute performance entièrement intégrée.
- - Extraction performance in recirculated extraction (according to EN 61591): min. normal setting 132 M3H, max. normal setting 499 M3H, max. Boost-/Intensive setting 595 M3H.
- - Extraction performance in ducted extraction (according to EN 61591): min. normal setting 154 M3H, max. normal setting 500 M3H, max. Boost-/Intensive setting 622 M3H.
- - Automatic switch-on of ventilation system when a cooking zone is used.
- - 17 niveaux de puissance et 2 intensifs (avec retour automatique) - Fonctionnement automatique lors de l'utilisation d'une zone de cuisson- Ajustement automatique de la puissance d'aspiration grâce au climateControl- Arrêt progressif de l'aspiration avec un faible niveau sonore
- - Sensor-based and cooktop-based, fully-automatic adjustment of power levels via advanced algorithm for maximum convenience.
- - Automatic delayed shut-off after cooking to erase residual odors after cooking (in specific ultra low-noise fan level, 12min in ducted extraction, 30min in recirculated extraction, can be shut-off manually).
- - Integrated, large-scale, high performance stainless-steel grease filters with 12 filtration layers and one black top layer for enhanced aesthetical integration. Grease filtration efficiency of 94 %.
- - Filtres à graisse inox haute performance 12 couches de filtration dont 1 noire
- - Accès pratique via poignée en vitrocéramique - Efficacité de filtration des graisses de
- - Nettoyage facile : entièrement lavables au lave-vaisselle et résistants à la chaleur - Réservoir de sécurité en cas de débordement : 900 ml (200 ml + 700 ml) accessible par le bas
- - Convenient one-hand removal of unit via floating glass ceramics handle.
- - All parts of the unit are easy-to-clean, fully dishwasher safe and heat resistant.
- - 3 possible sensitivity modes of algorithm for maximum convenience (Low-noise oriented, balanced, performance-oriented).
- - Manual control possible via TwistPad® Fire.
- - (Upper) Liquid collector unit with 200ml of capacity for standard accidental spillages or cooking condensate.
- - Liquid safety collector with additional capacity of 700ml for more severe accidental situations. Dishwasher safe. Easily accessible and detachable from below.
- - Overall capturing capacity of 900ml (200ml + 700ml).
- - Powerful drainage system for spillages that exceed 200ml of liquids.
- - Watertight blower system.
- Débit d'air en évacuation selon la norme EN 61591 :

- En fonctionnement normal max500 m3/h
- Position intensive622 m3/h
- Niveau sonore en évacuation selon la norme EN 60704-3 : En fonctionnement normal max69 DBre 1 pW
- Position intensive74 DBre 1 pW
- - Noise min. normal setting & max. normal setting: 42 DB & 69 DB .
- - Noise level in ducted extraction (Sound power level according to EN 60704-3): min. normal setting 42 DB re 1 pW, max. normal setting 69 DB re 1 pW, max. Boost-/Intensive setting 74 DB re 1 pW.
- - Noise level in recirculated extraction (Sound power level according to EN 60704-3.): min. normal setting 41 DB re 1 pW, max. normal setting 68 DB re 1 pW, max. Boost-/Intensive setting 72 DB re 1 pW.
- Aspiration haute performance grâce au moteur EfficientSilenceDrive
- - Energy Efficiency Class: B (at a range of energy efficiency classes from A+++ to D).
- Consommation et efficacité énergétique selon la norme EU No 65/2014 : - Classe d'efficacité énergétique :Bsur une échelle allant de A+++ à D
- - Consommation énergétique moyenne :57kWh/an
- - Classe d'efficacité filtre à graisse :B
- - Fluid Dynamic Efficiency: A .
- - Grease filtration efficiency class: B .
- - Grease filter efficiency (according to EN 61591) 94 %.
- - Average energy consumption: 57 .
- - Optimized odor reduction performance for cooking applications with complex odor molecules (e.g. fish).
- - Large scale filter surface with high odor reduction capabilities.
- - Lifetime of 360 hours of cooking (non-regenerative).
- - Low-noise filters with optimized psycho-acoustics.
- - Easy-to-access and easy-to-remove from above.
- - Saturation indications for cleanAir odor filter via user interface notification and via the Home Connect app with a convenient replenishment re-order option (replenishment cleanAir filter set Z821VR0).
- For ducted extraction configuration: 2 x 2 Battery of directly integrated, high-performance low-noise acoustic filters for significantly lower noise and improved psycho-acoustics.

Accessoires d'installation :

- - Z811DU0 for ducted extraction.
- - Z821PD0 for fully ducted and partly-ducted recirculation with cleanAir odor filters. Starter kit Z821UD0 for unducted recirculation with cleanAir odor filters.
- - Installation is possible in island as well as wall oriented configurations.
- - The product complies with the Needle Flame Test (according to IEC 60695-5-11), the V2 flammability class (according to UL94) and the B1 building material class (DIN 4102-1). The starter kit Z821UD0 for unducted recirculation complies with these standards as well.
- - The max. immersion depth is 223mm below glass for top mounted appliances and 227mm for flush installed appliances.

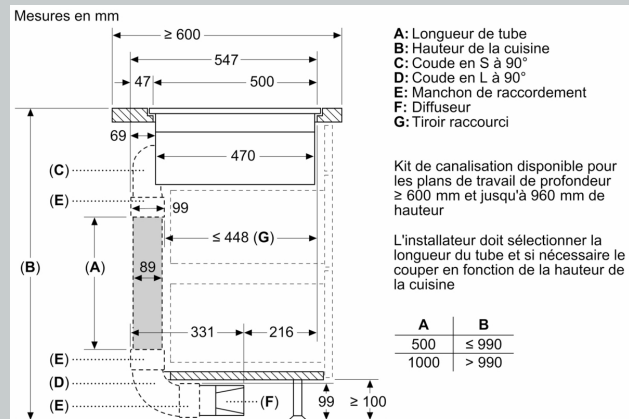
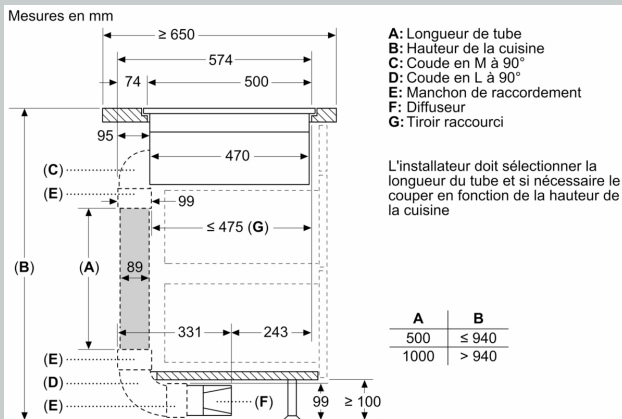
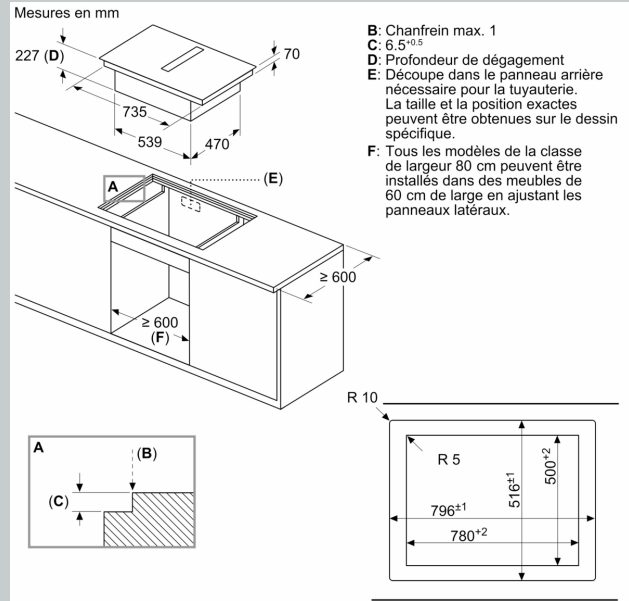
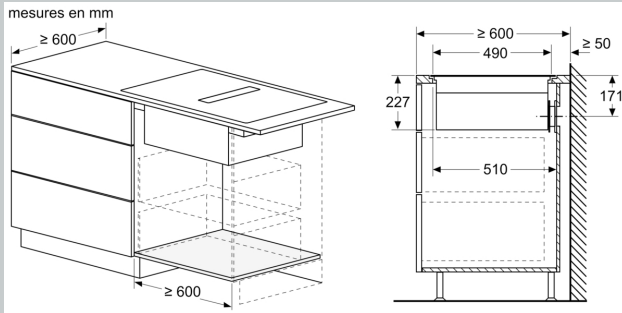
Équipement

- - The appliance must be freely accessible from below (i.e. for accessing the lower liquid safety collector).
- - No false floor is necessary below the cooktop with integrated downdraft ventilation system. The drawers and/or shelves in the floor unit must be removable. The backpanel of the floor unit can be kept - only a cut-out for the air outlet is needed (position and size can be taken from the installation instructions).
- - The "Plug 'n Play" starter kit Z821UD0 for unducted recirculation requires a vertical aperture of min. 25mm behind the backpanel of the furniture. Suggested for ideal performance are 50mm.
- - The minimum worktop thickness is 16mm for top mounted and flush installed appliances with the standard installation system. Installation in even thinner worktops is also possible with the spare part: content 626792.
- - The overall appliance weight is 26kg - the bearing capacity and stability, in the case of very thin worktops in particular, must be supported using suitable substructures. The overall appliance weight and the worktop manufacturer's structural integrity specifications are to be taken into account.
- - For partly ducted and unducted recirculation extraction installations, a return-flow aperture of $\geq 400\text{cm}^2$ is to be respected in the plinth area. The aperture can be realized via outlet grids, lamella grids or subtly shortened plinths depending on the assortment of the kitchen furniture manufacturer.
- - The air outlet on the backside of the appliance can directly be accessed with a male flat duct element (DN 150).
- - The pressuredrop resistant blower allows longer and more complex ductings up to 8m with three 90° bows while keeping sufficient performance.
- - When installing a ventilation hood with ducted extraction and a chimney-vented fireplace, the power supply line of the appliance needs a suitable safety switch. This is not required for configurations in recirculated extraction.
- - In ducted extraction configuration a one-way flap (or backflow trap) with a maximum opening pressure of 65Pa should be installed.

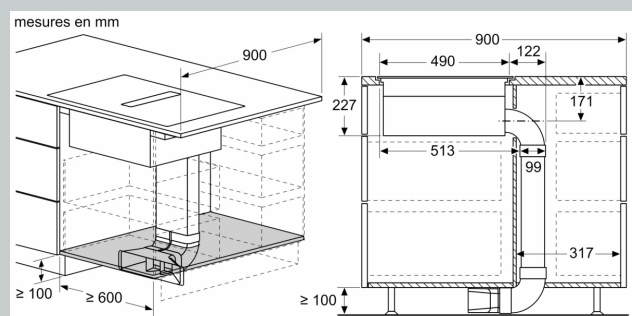
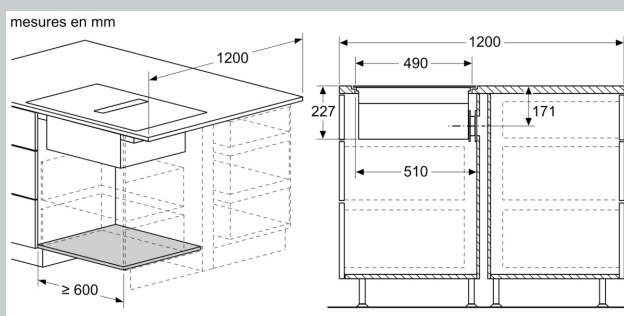
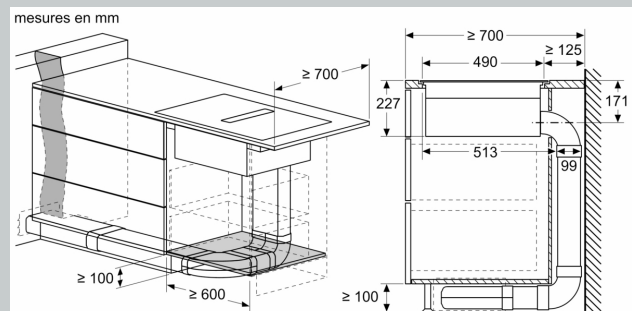
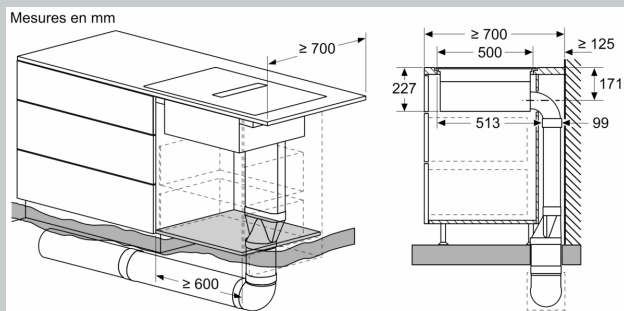
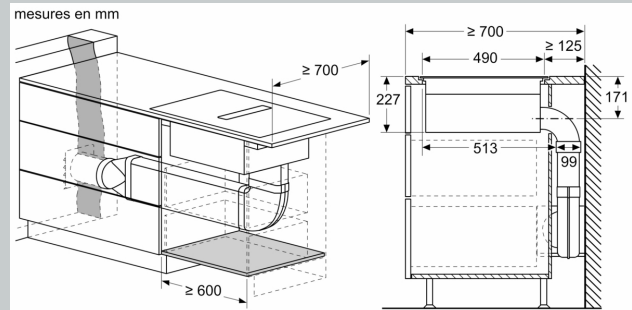
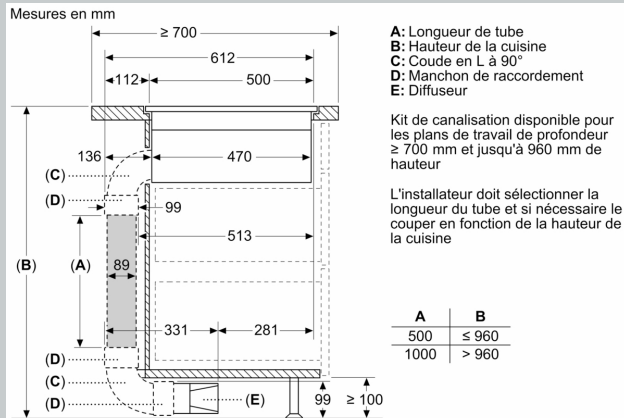
Équipement

N 90, TABLE INDUCTION ASPIRANTE, 80 CM, À
FLEUR DE PLAN
T58PL6EX2

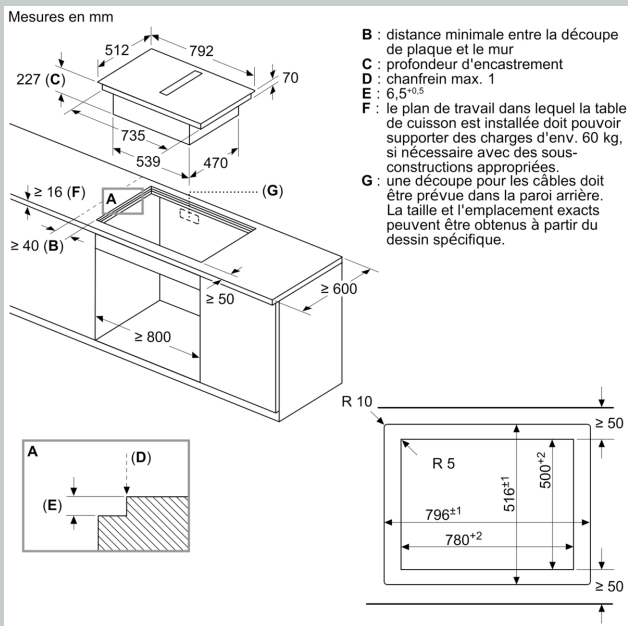
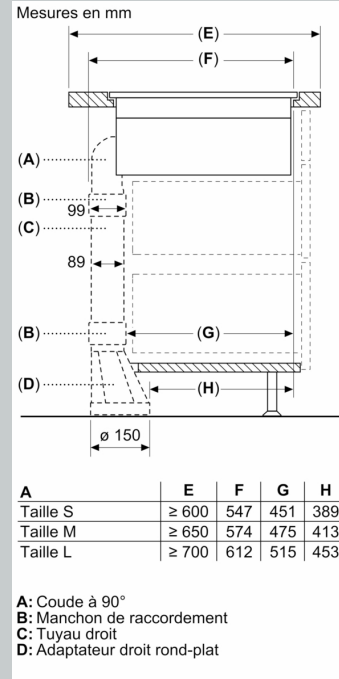
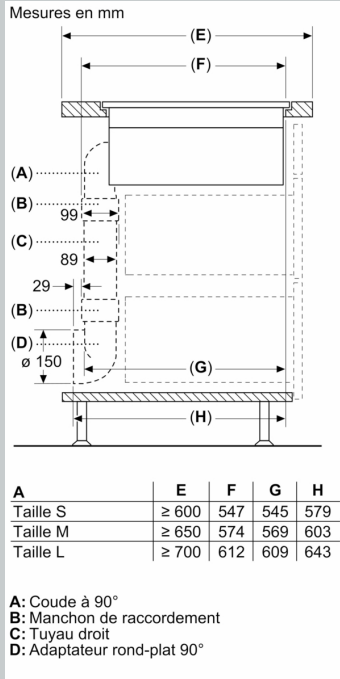
Cotes



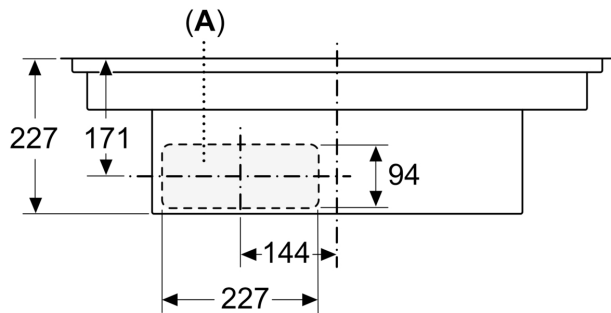
Cotes



Cotes



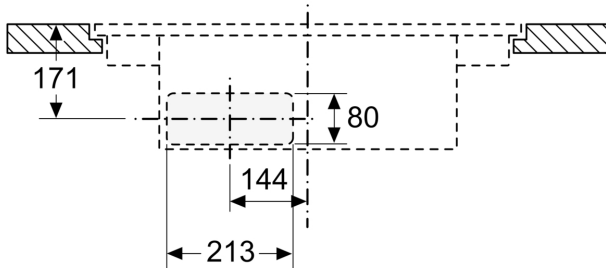
Mesures en mm Vue avant



Cotes

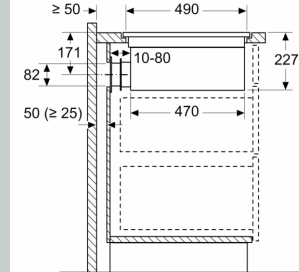
Mesures en mm

Vue avant – découpage de l'unité pour la recirculation libre



Mesures en mm

Vue latérale



En cas d'installation directement contre des murs extérieurs qui ne sont pas isolés ($\mu \geq 0,5 \text{ W/m}^2 \cdot ^\circ\text{C}$), nous recommandons d'utiliser des configurations de recyclage partiellement ou totalement gainées.

Mesures en mm

Vue avant

